



 **DynaTech** | Systems

Accelerate Business

About DynaTech

Unified Purpose, Shared Journey

DynaTech Systems stands out as a comprehensive and flexible solution for businesses looking to leverage technology to drive growth and innovation.

As thought leaders in digital transformation, we deliver cutting-edge solutions and industry best practices. From consulting and proof of concept to end-to-end implementation and custom solutions, our expertise ensures your success.



150+

Projects

100+

Happy Clients

350+

Expert Minds

What Sets Us Apart

DynaTech's Competitive Advantage



Global Work Experience
(USA, Europe, Asia) for
seamless rollouts



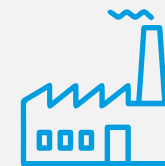
Successful Deployment
of 150+ Microsoft
Dynamics Projects



A single-stop shop for
all of Microsoft's
Business Applications



In-house QA Teams to
ensure Information and
Data Security



Empowering businesses in
Manufacturing, Retail,
Education, and more



Strategic Approach
Resulting in Quick
Turnaround & Solutioning

Microsoft Cloud Capabilities



Microsoft Azure



Azure Infra



Azure Services



Azure Fabric for BI



Logic Apps



Service Bus



Functions



Event Grid



API Management



Synapse Analytics



Data Lake



Data Factory



Load Testing



Microsoft Dynamics 365



Marketing



Sales



Finance



Supply Chain Management



Commerce



Customer Service



Field Service



Project Operations



Human Resources



Customer Insights



Finance & SCM



Copilot



Power Platform



Power Pages



Power BI



Power Apps



Power Automate



Copilot Studio

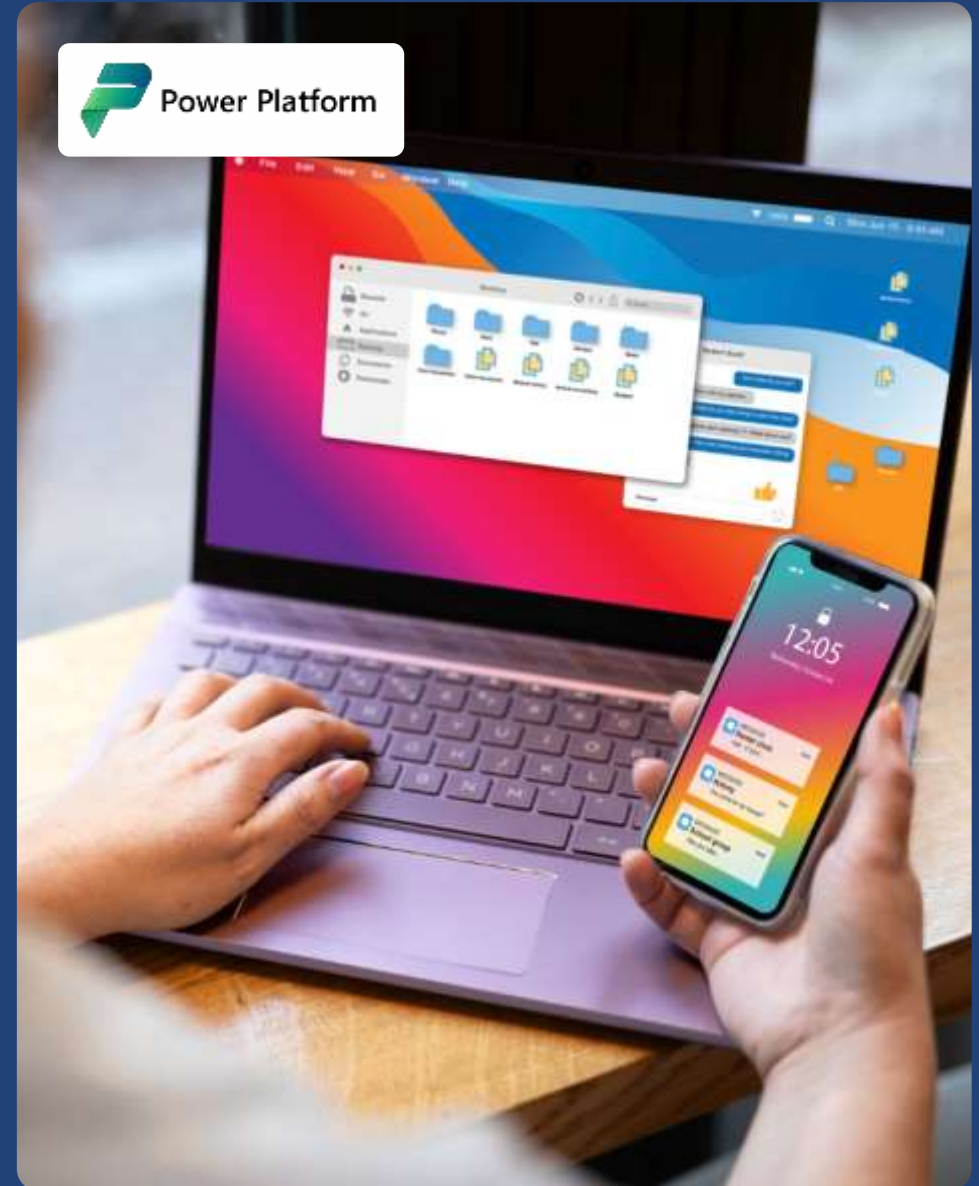


Dataverse



AI Builder

Power Platform Overview





Microsoft Power Platform



Power Apps



Power Automate



Copilot Studio



Power Pages



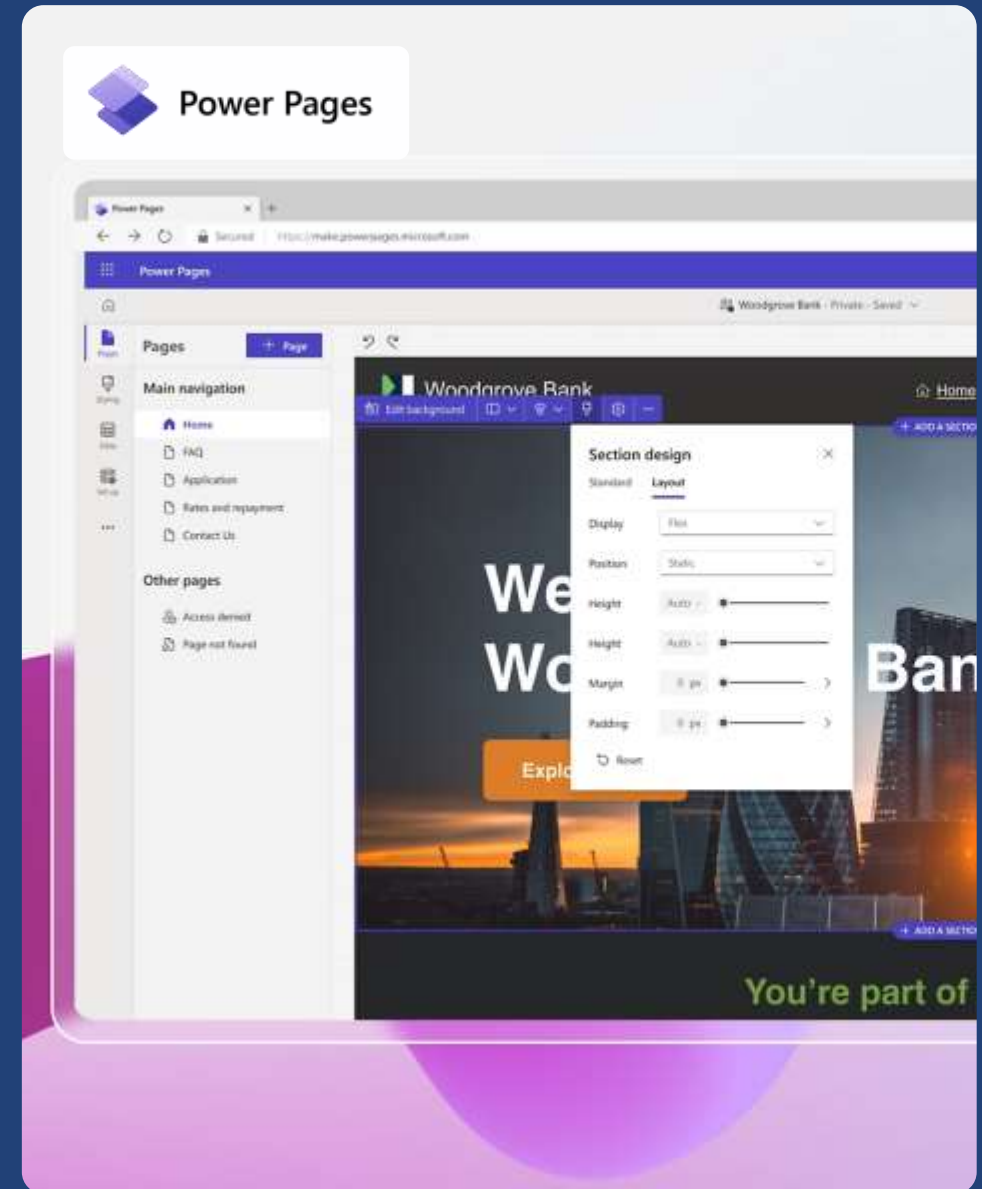
Power BI

Suite of Low-Code/No-Code Tools By Microsoft

- Custom Business Applications
- Visualizations & Interactive Reports
- Collaboration
- Robotic Process Automation (RPA)
- Optical Character Recognition (OCR)
- Data Transformation
- Automate Workflows and Tasks
- Websites
- Internal Service Portals
- 350+ Connectors

Power Pages

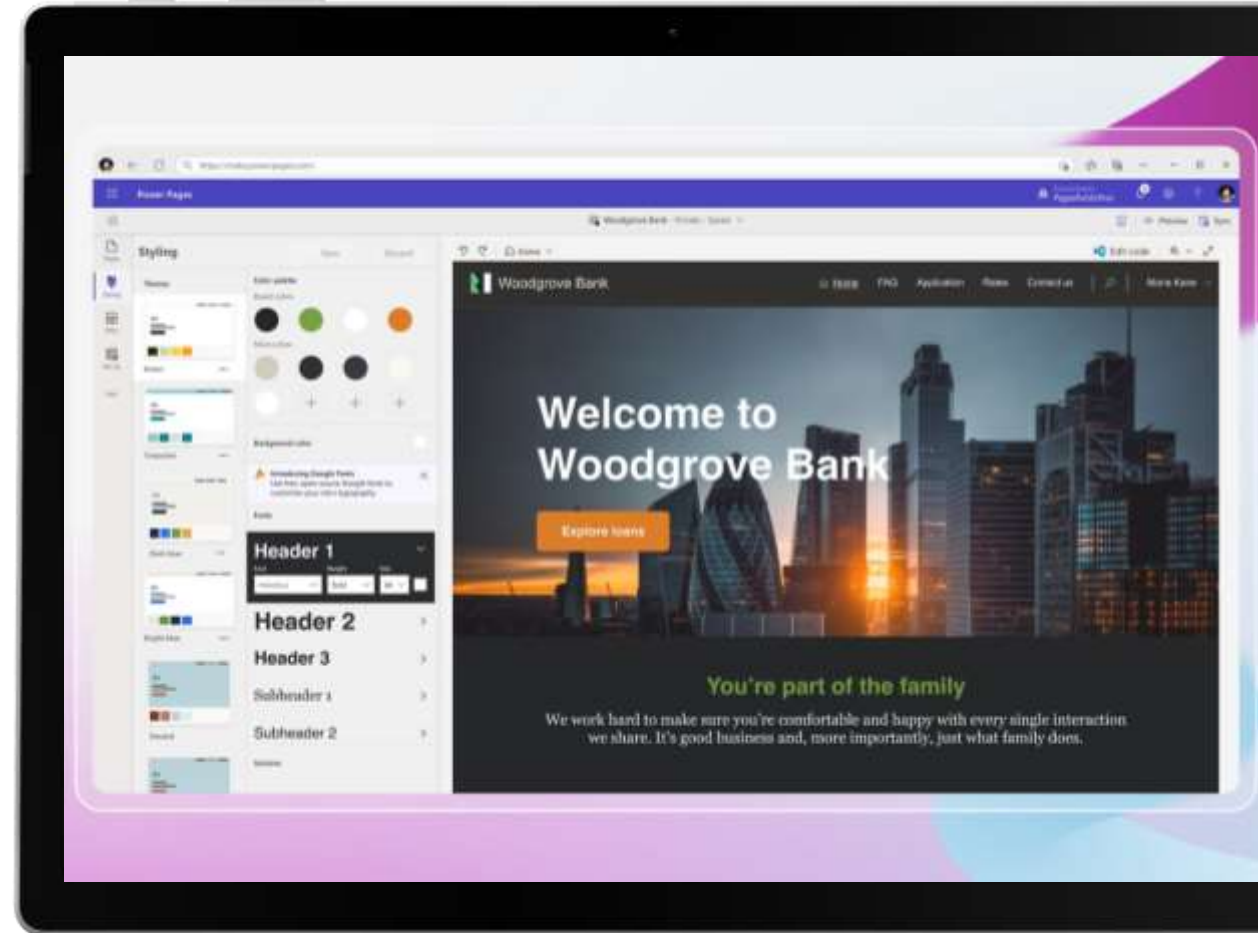
Overview & Experience



Microsoft Power Pages is a secure, enterprise-grade, low-code software as a service (SaaS) platform for creating, hosting, and administering modern external-facing business websites.

Key Features

- › **Simplified Authoring Experience:** Quickly create new sites directly from the Power Pages home page by using the default template or choose from existing industry-based starter templates.
- › **Design Studio:** Build powerful and engaging sites without writing a single line of code. The new and enhanced design studio provides workspaces for creating, designing, and arranging webpages.
- › **Responsive Rendering:** Power Pages is based on Bootstrap, which natively provides support for building websites that are responsive, mobile-friendly, and available in various form factors.
- › **Advanced Development Capabilities:** Makers can work with pro developers in fusion teams to extend the functionality using Visual Studio Code and the Microsoft Power Platform CLI to create powerful business application websites.



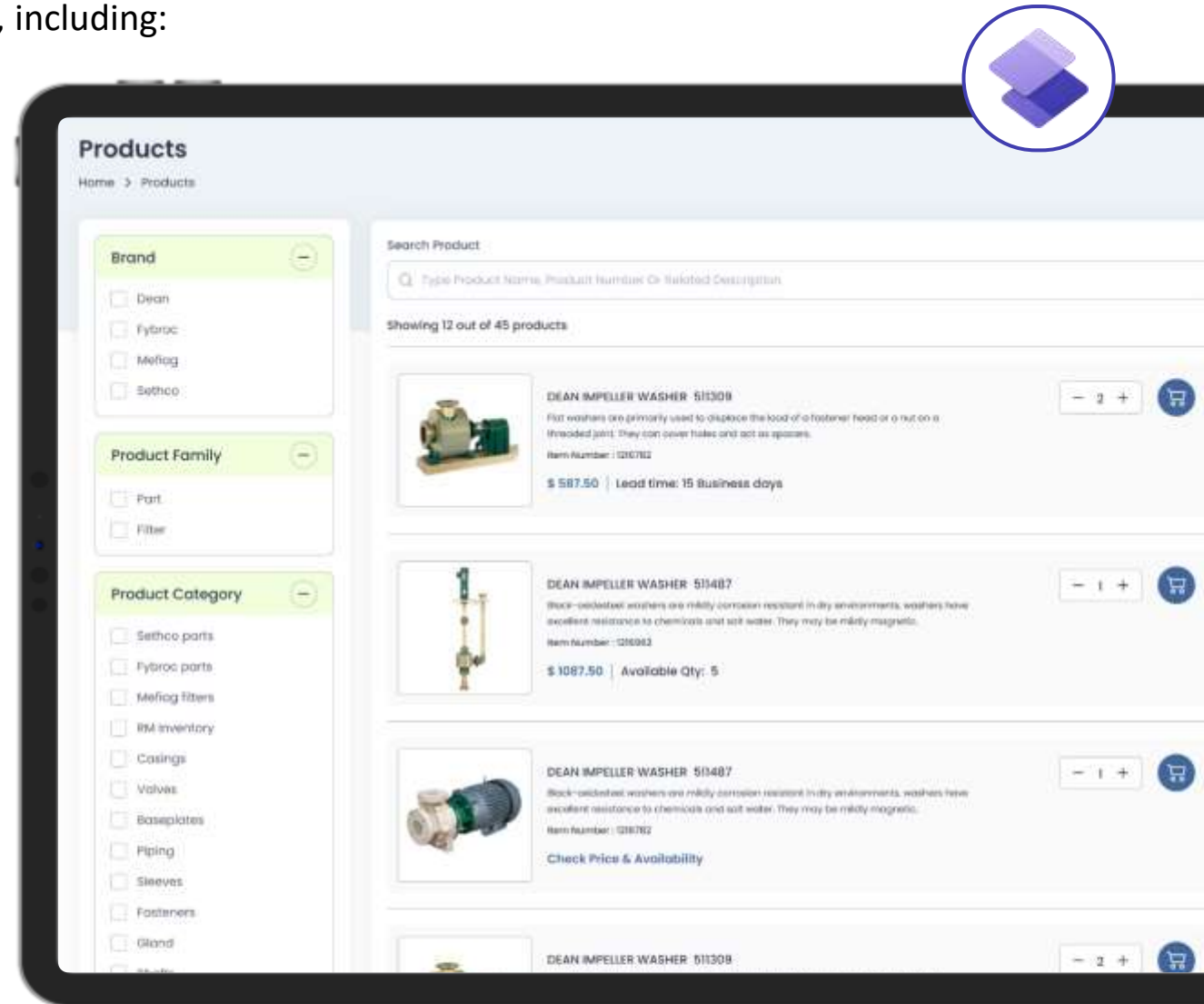
We've used **Power Pages** to power a variety of impactful projects, including:

- › Membership Portals
- › Customer Portals
- › Lightweight E-Commerce Sites

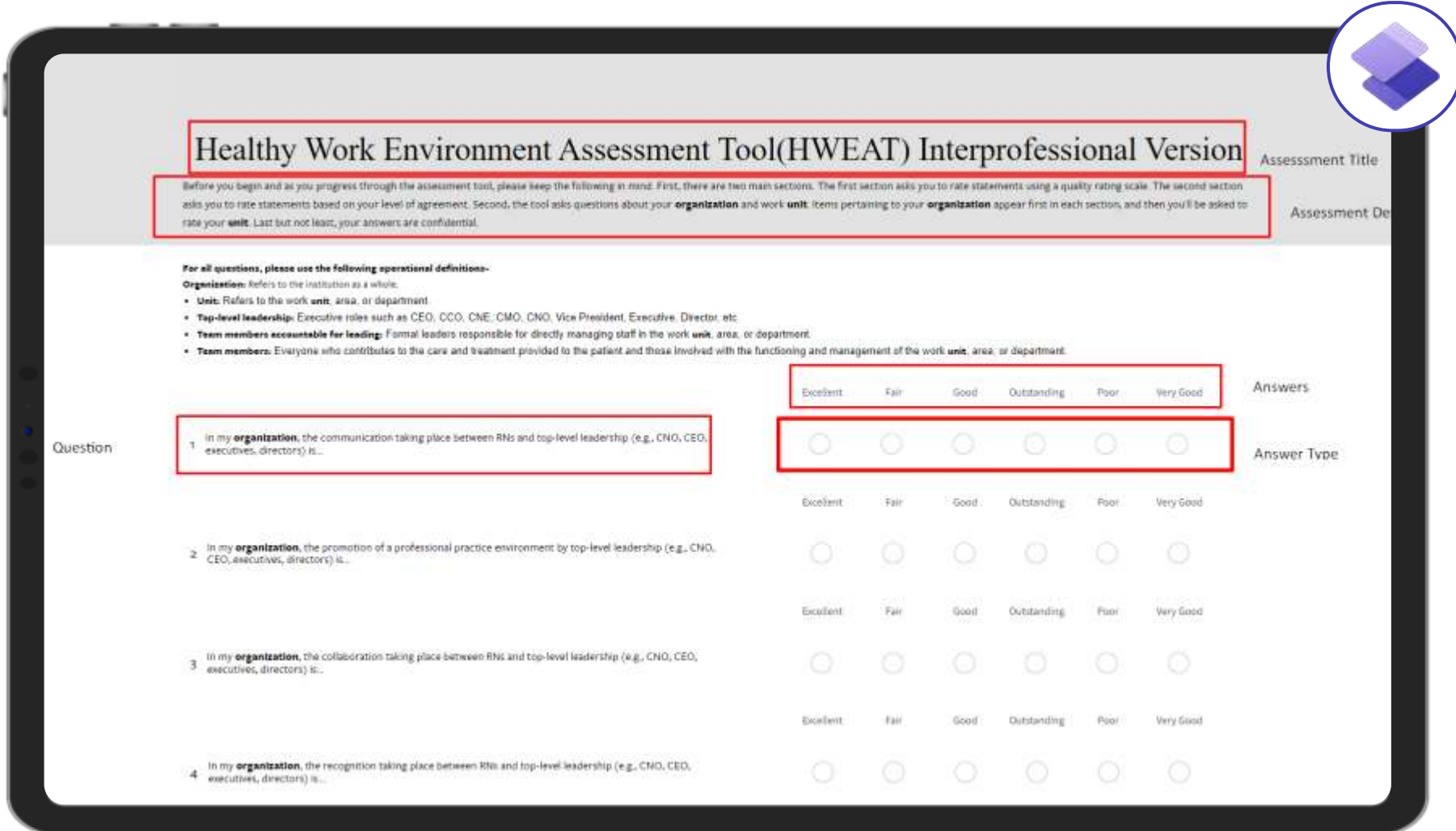
And we're continually pushing boundaries with ongoing projects like:

- › Digital Book Libraries
- › Online Exam Platforms
- › Student Portals for Schools
- › Candidate Screening Tools for Hiring
- › Employee Performance Management Systems

Our expertise with **Power Pages** empowers us to deliver tailored solutions across various industries and domains, enhancing client experiences and operational efficiencies.



The CE/PE survey explores ICU nurses' experiences with intellectual developmental delay (IDD) patients, providing insights to improve team cohesion in critical care. The survey platform dynamically configures providers, contacts, events, and assessments, tailored to specific needs.



Healthy Work Environment Assessment Tool(HWEAT) Interprofessional Version

Assessment Title

Assessment De

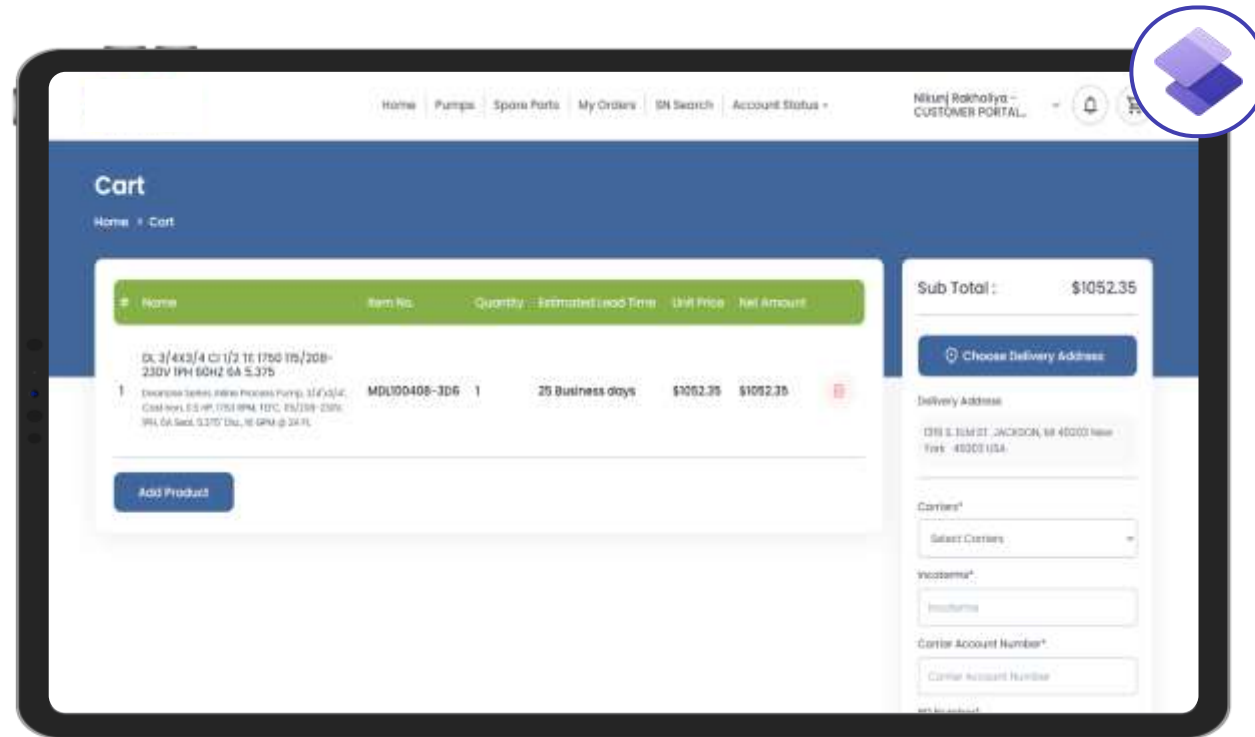
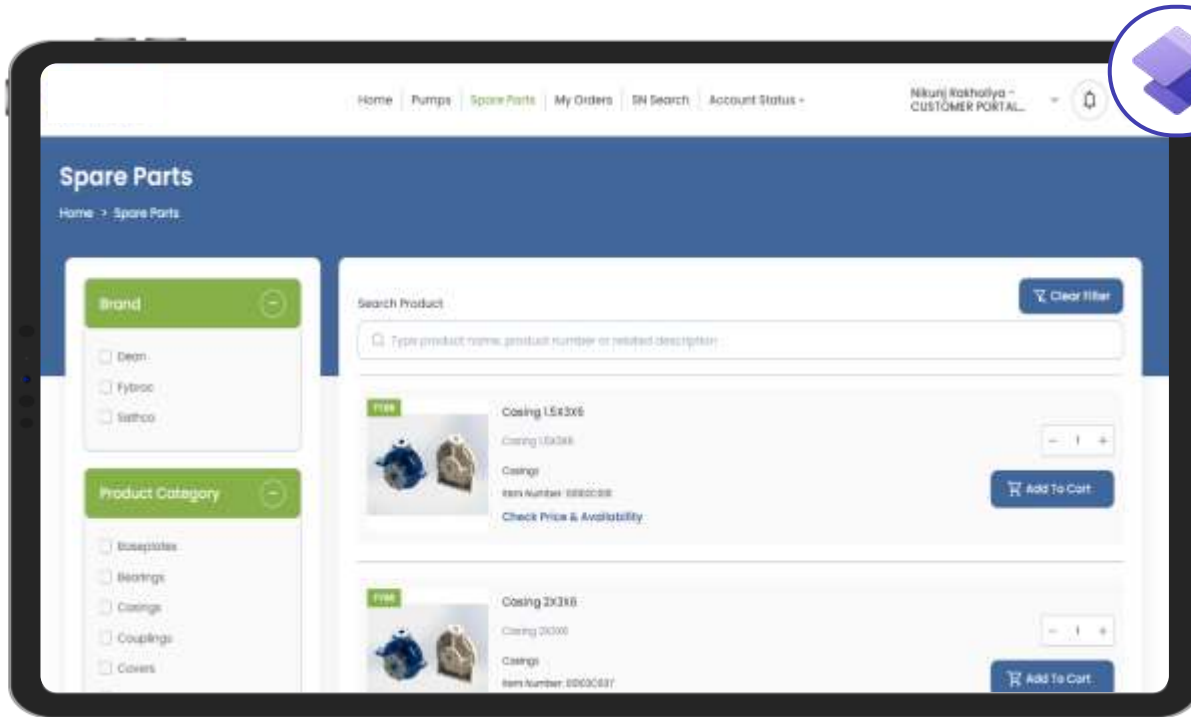
Before you begin and as you progress through the assessment tool, please keep the following in mind. First, there are two main sections. The first section asks you to rate statements using a quality rating scale. The second section asks you to rate statements based on your level of agreement. Second, the tool asks questions about your **organization** and work **unit**. Items pertaining to your **organization** appear first in each section, and then you'll be asked to rate your **unit**. Last but not least, your answers are confidential.

For all questions, please use the following operational definitions-

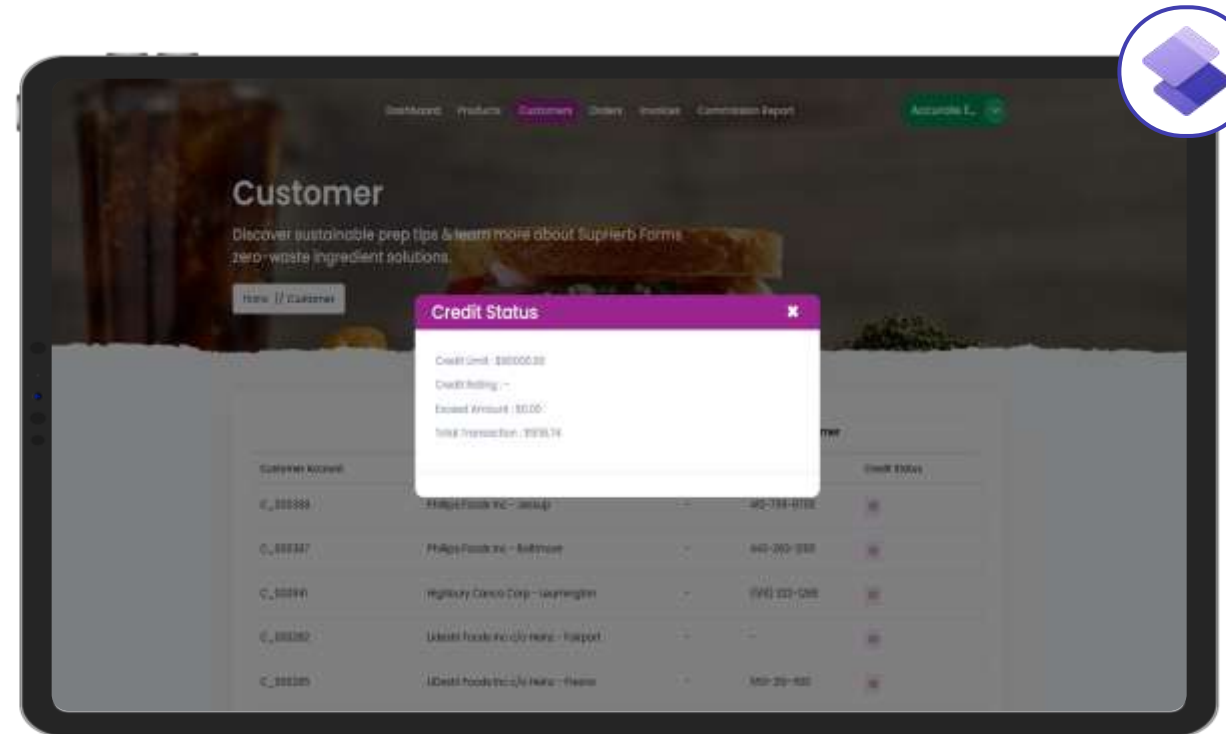
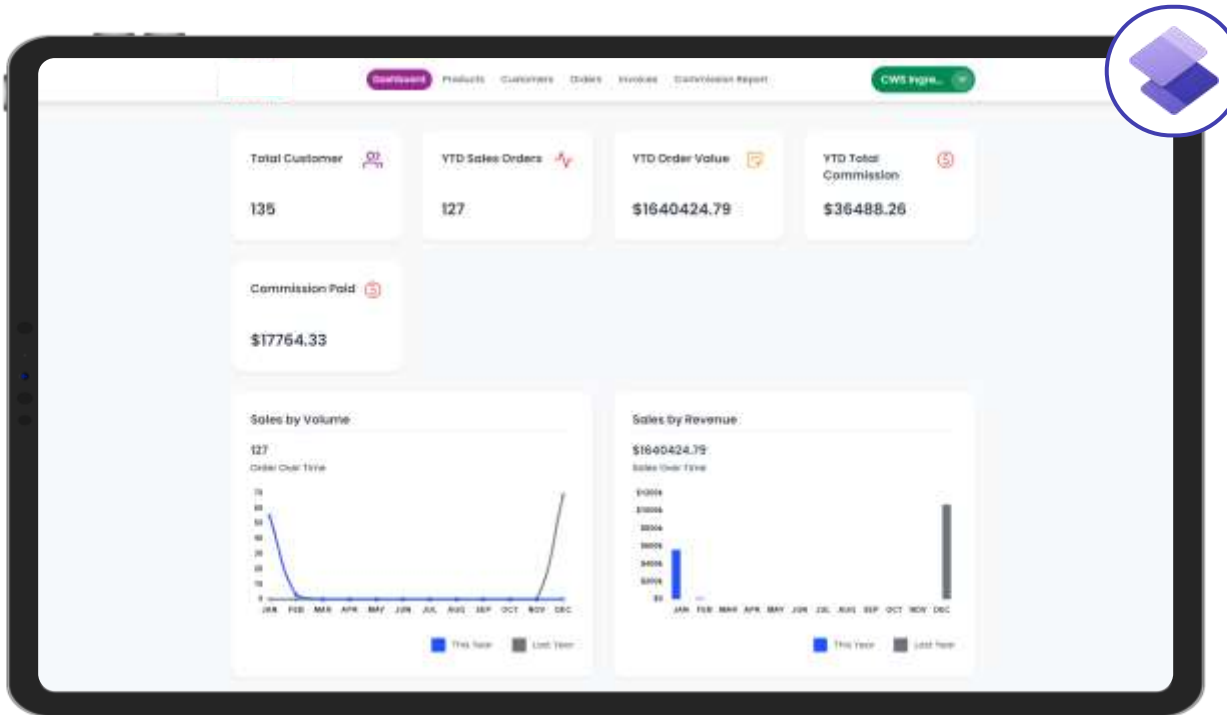
- Organization:** Refers to the institution as a whole.
- Unit:** Refers to the work unit, area, or department.
- Top-level leadership:** Executive roles such as CEO, COO, CNO, CMO, CNO, Vice President, Executive, Director, etc.
- Team members accountable for leading:** Formal leaders responsible for directly managing staff in the work unit, area, or department.
- Team members:** Everyone who contributes to the care and treatment provided to the patient and those involved with the functioning and management of the work unit, area, or department.

Question	Answers	Answer Type
1. In my organization , the communication taking place between RNs and top-level leadership (e.g., CNO, CEO, executives, directors) is...	Excellent Fair Good Outstanding Poor Very Good	<input type="radio"/> <input type="radio"/> <input type="radio"/> <input type="radio"/> <input type="radio"/> <input type="radio"/>
2. In my organization , the promotion of a professional practice environment by top-level leadership (e.g., CNO, CEO, executives, directors) is...	Excellent Fair Good Outstanding Poor Very Good	<input type="radio"/> <input type="radio"/> <input type="radio"/> <input type="radio"/> <input type="radio"/> <input type="radio"/>
3. In my organization , the collaboration taking place between RNs and top-level leadership (e.g., CNO, CEO, executives, directors) is...	Excellent Fair Good Outstanding Poor Very Good	<input type="radio"/> <input type="radio"/> <input type="radio"/> <input type="radio"/> <input type="radio"/> <input type="radio"/>
4. In my organization , the recognition taking place between RNs and top-level leadership (e.g., CNO, CEO, executives, directors) is...	Excellent Fair Good Outstanding Poor Very Good	<input type="radio"/> <input type="radio"/> <input type="radio"/> <input type="radio"/> <input type="radio"/> <input type="radio"/>

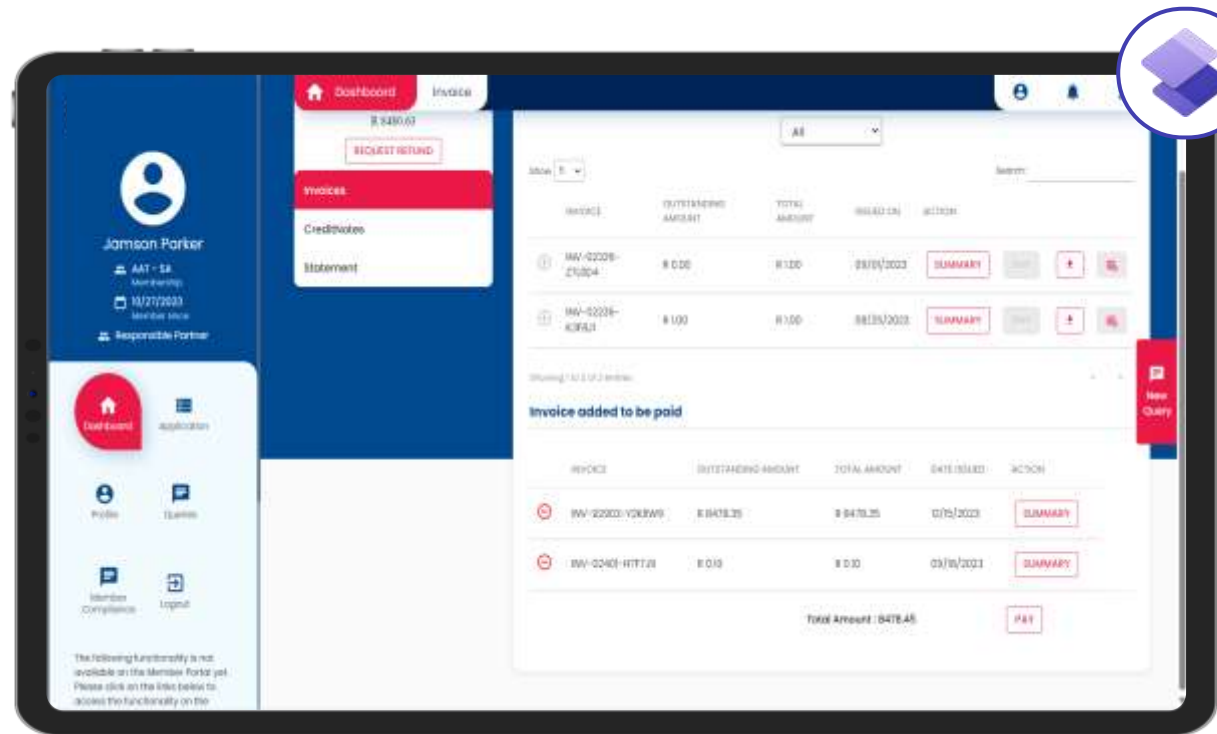
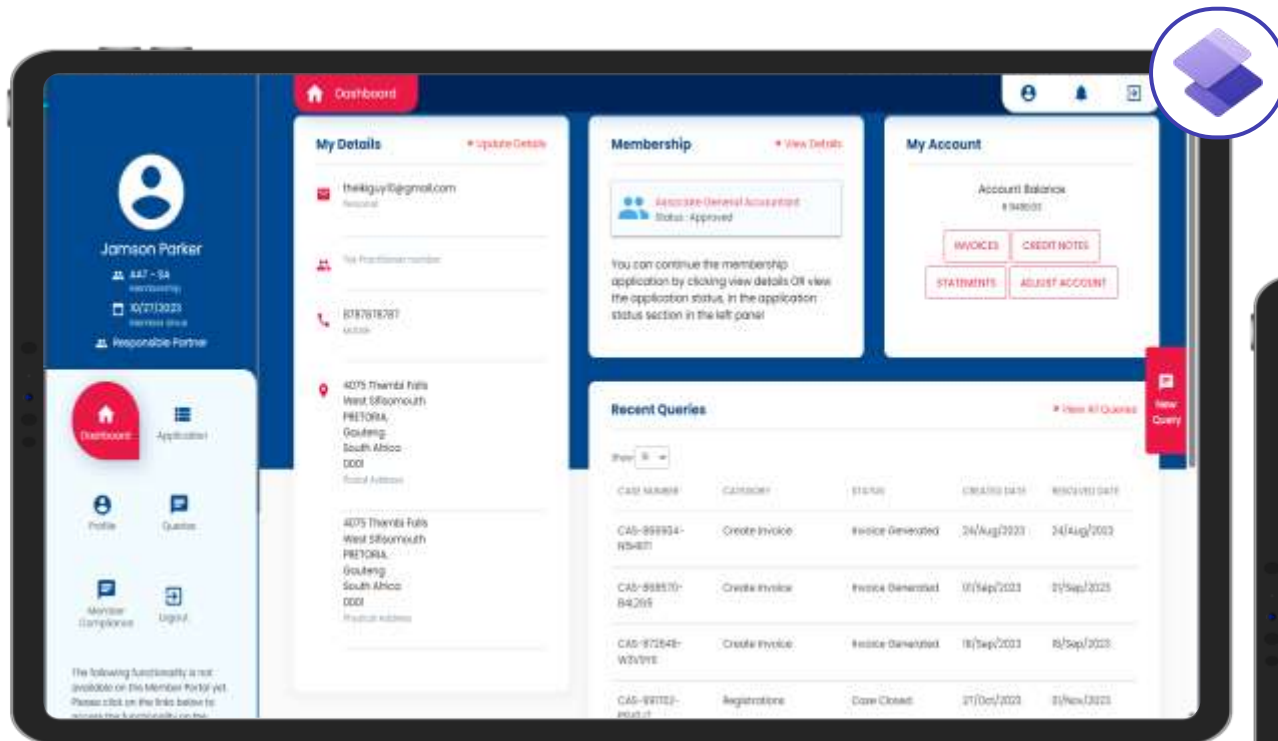
The customer portal lets distributors and team members order spare parts and pumps, with orders directly reflected in Dynamics. It features a **Real-Time Product Catalog** with our clients' products, showing real-time details, pricing, and availability. Users can easily add items to their **shopping cart**, review their selections, and proceed to checkout, facilitating a smooth purchasing process.



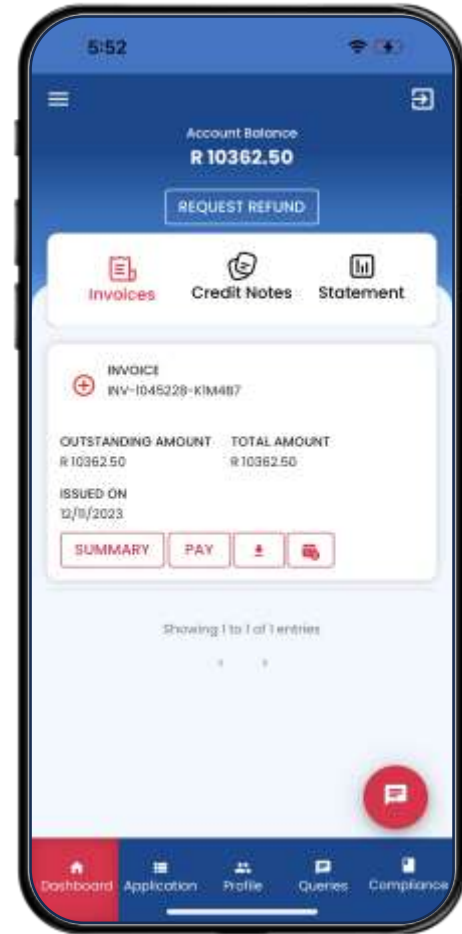
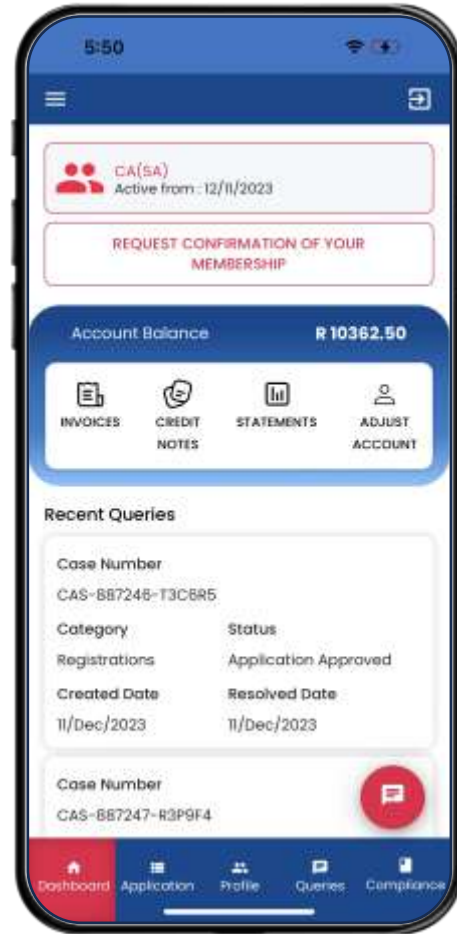
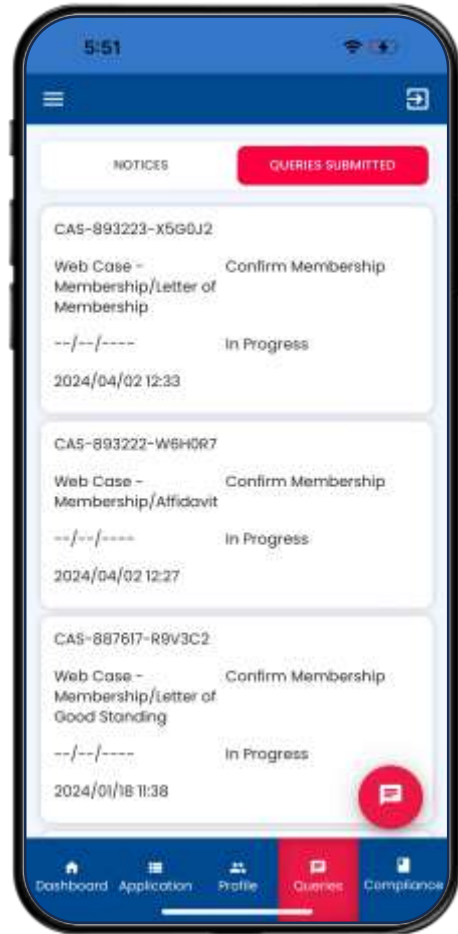
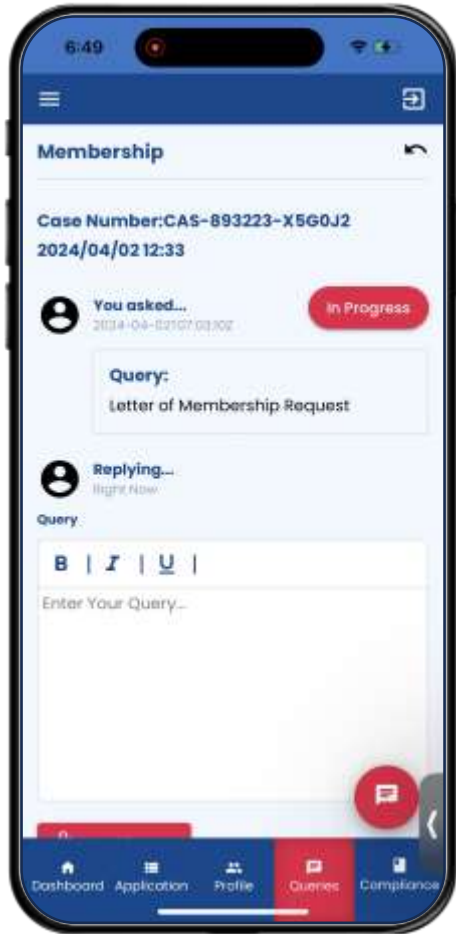
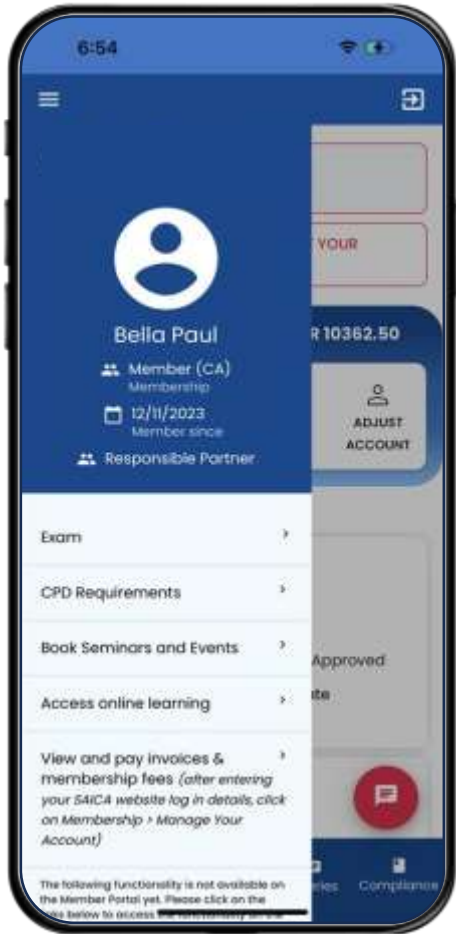
Brokers can easily access and view customer details, orders, products, and invoices, enabling better decision-making and customer service through **analytics** in Broker Portal. Brokers can quickly check customer credit status and transaction history, facilitating personalized interactions and informed decision-making, leading to **Improved Customer Relationship Management**.



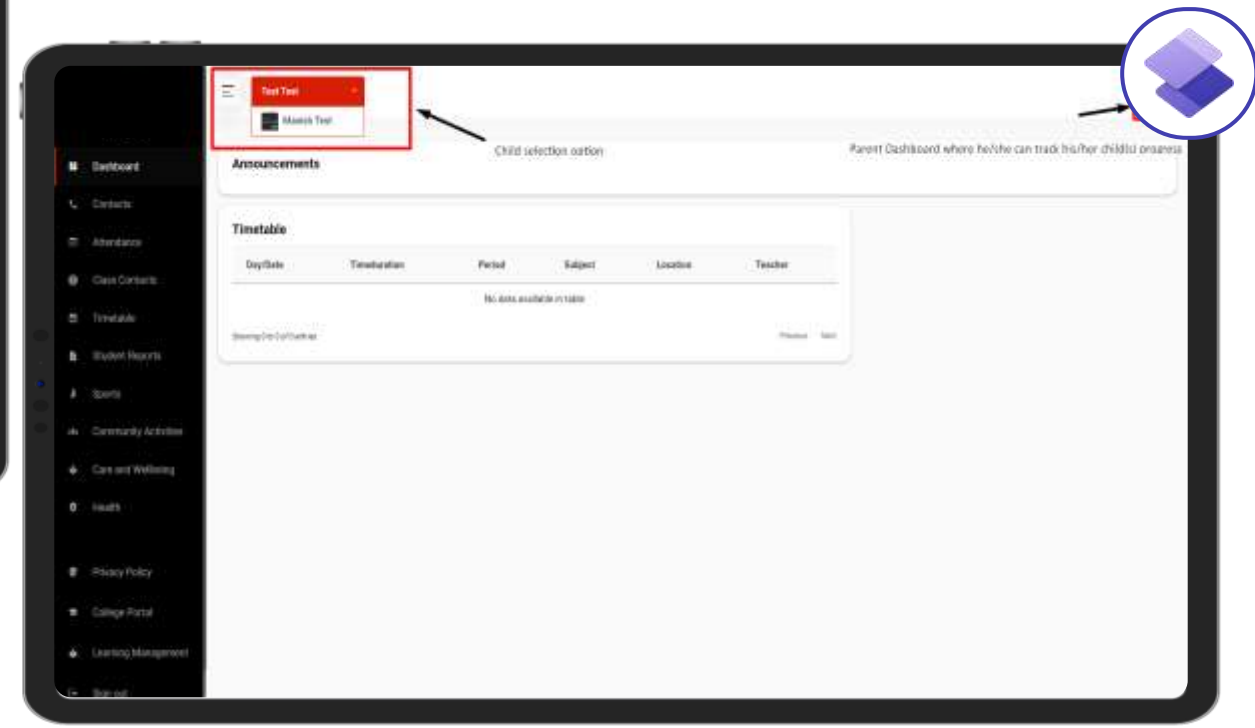
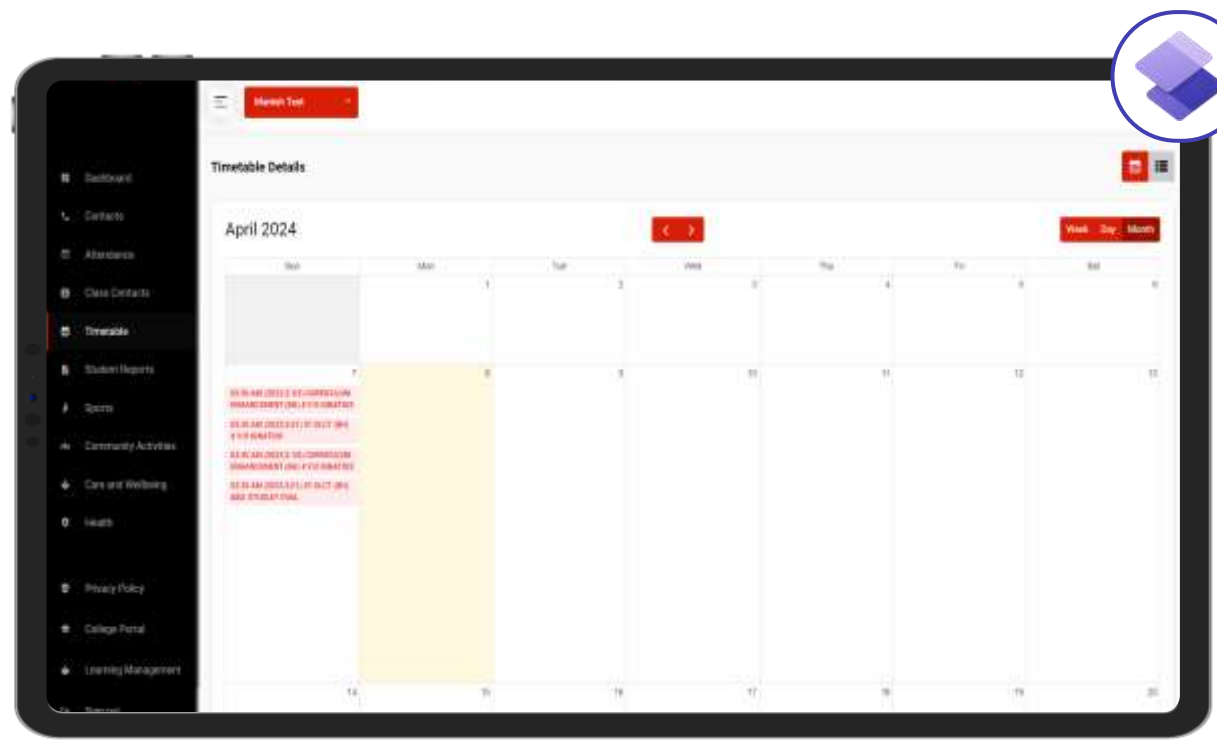
Members can access the portal to pay invoices via credit card, raise queries, download statements and certificates, process refunds, apply for discounts and memberships, view payment receipts, update profiles, and submit resignations. This enhances their overall experience in onboarding, support, finance, and query resolution.



Mobile application offers a seamless portal experience on mobile devices. It provides quick access to all features, including logging and tracking queries, invoice payments, profile management, and more.



Students and parents gain access to academic calendars, course schedules, and vital announcements, enhancing communication and planning through **Student Portal**. Parents can monitor their child's progress, communicate with teachers, and engage in school events, nurturing a stronger school-home partnership, leading to **Parental Engagement**.



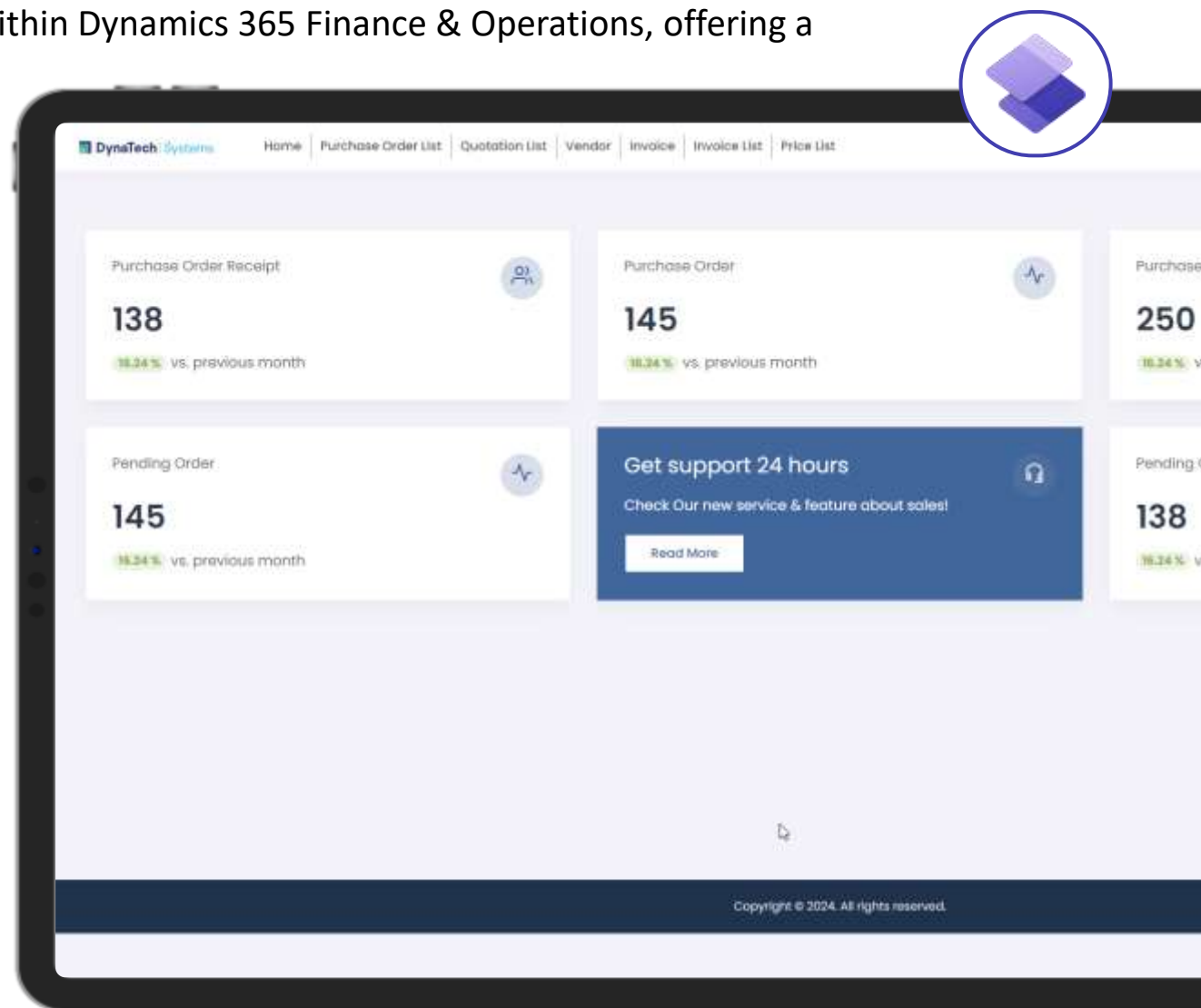
Vendor Collaboration is a powerful connector built for vendors within Dynamics 365 Finance & Operations, offering a complete portal to manage the entire Source to Pay cycle.

Key features include:

- › Purchase Requests
- › Contracts
- › Request for Quote (Tendering)
- › Invoice Automation

These tools enable smooth collaboration between your organization and vendors, allowing them to easily submit purchase requests, negotiate contracts, respond to tenders, and automate invoicing.

By simplifying the procurement process and enhancing inbound interactions, this solution strengthens vendor relationships and optimizes workflows within Dynamics 365 Finance & Operations.





Login

- Requester
- Procurement
- Finance
- Legal
- Credit
- Trade Compliance
- Screening
- BPS
- Vendor



Power Pages



Dashboard



Vendor List and Requests



Approvals



Documents Upload



QHSE Forms



PO and Invoice request



Balance Update



Azure Blob



Auto Folder Creation



Vendor 1



Vendor 2



Vendor n



Power Automate



Approval Emails



Auto Reminder Emails

Invoice PDF upload to Blob storage

Updating of Blob URL in a Field from CE to FO



Dataverse



Vendor Data Configurations Business Logic



Dual Write Near Real-time Sync



FinOps



Approved Vendors

Vendor Creation
Purchase Order Creation
Product Receipt
Invoice Process & Posting

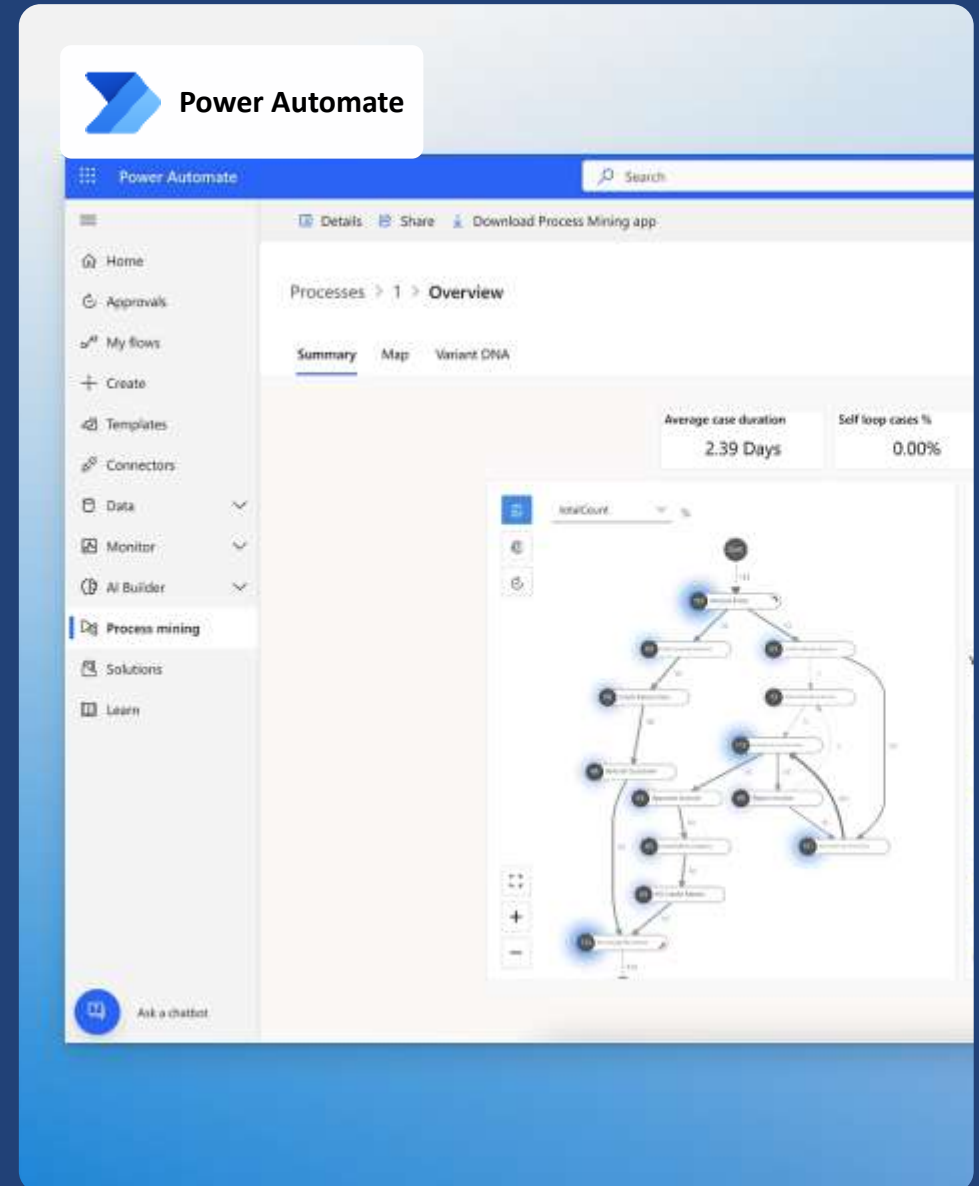
Vendor Collaboration in Dynamics 365 F&SCM streamlines vendor interactions across the Source to Pay cycle. With features like purchase requests, contract management, tendering, and invoice automation, it enables efficient collaboration between your organization and vendors.

The image displays two tablet screens showing the DynaTech Systems interface. The left screen shows the 'Purchase Order List' page, which includes a table with columns for Company, Name, Vendor Account, Name (Vendor Account), Currency, Status, Document Approval Status, Requested Delivery Date, Confirmed Delivery Date, and Delivery Term. The right screen shows the 'Invoice List' page, which includes a table with columns for Name, Attention To, Invoice Date, Invoice Number, PO, Reference, Vendor Name, and Status. A red box highlights the 'Invoice List' link in the navigation bar of the right screen.

Company	Name	Vendor Account	Name (Vendor Account)	Currency	Status	Document Approval Status	Requested Delivery Date	Confirmed Delivery Date	Delivery Term
FID	PO00845	00000850	AARDING THERMAL ACOUSTICS USA	US Dollar	Active	Confirmed	7/1/2024	7/25/2024	CFR
FID	PO00456222	00000850	AARDING THERMAL ACOUSTICS USA	Indian Rupee	Inactive	Approved	7/1/2024		
FID	PO02820	00000850	AARDING THERMAL ACOUSTICS USA	US Dollar	Active	Approved	7/8/2024		
FID	PO02827	00000850	AARDING THERMAL ACOUSTICS USA	US Dollar	Active	Confirmed	7/8/2024		
FID	PO02824	00000850	AARDING THERMAL ACOUSTICS USA	US Dollar	Active	Confirmed	7/10/2024	7/17/2024	FOB_O_Cif
FID	PO02825	00000850	AARDING THERMAL ACOUSTICS USA	US Dollar	Active	Confirmed	7/2/2024		FOB_D_ALLW
FID	PO02822	00000850	AARDING THERMAL ACOUSTICS USA	US Dollar	Active	Confirmed	7/1/2024		CFR
FID	PO02823	00000850	AARDING THERMAL ACOUSTICS USA	US Dollar	Active	Confirmed	7/1/2024		EXW

Name	Attention To	Invoice Date	Invoice Number	PO	Reference	Vendor Name	Status
#VReq-1003	Yoshi	7/25/2024	INV-3355	PO02827		AARDING THERMAL ACOUSTICS USA	
#VReq-1000	Mike Ross	7/24/2024	INV-00033	00000405	ABCD		
#VReq-1001		7/1/2024	INV001	PO00845	PO Ref	AARDING THERMAL ACOUSTICS USA	Approve
#VReq-1002	Yoshi	7/25/2024	INV-3355	PO02825		AARDING THERMAL ACOUSTICS USA	

Power Automate Overview & Experience

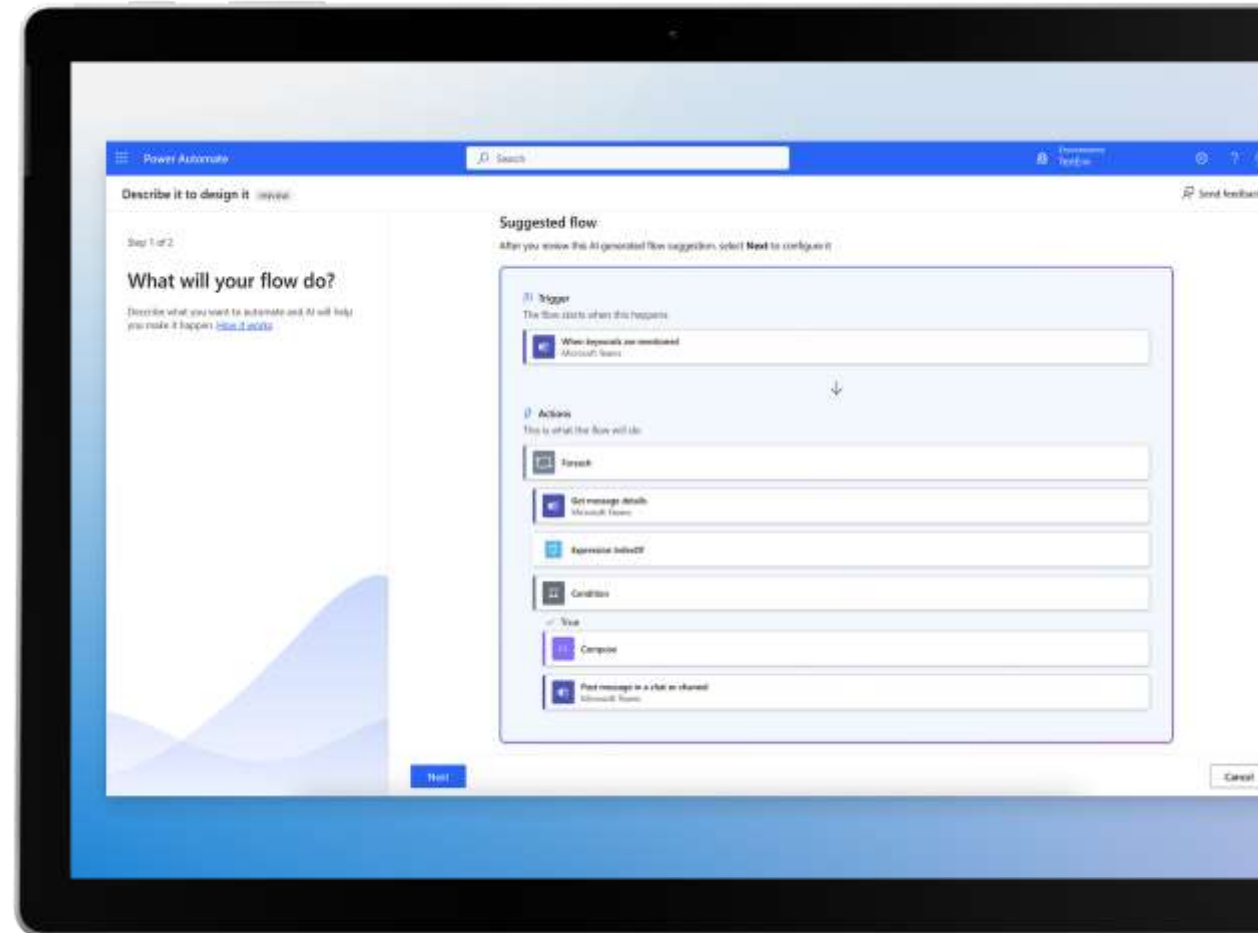


The screenshot displays the Power Automate web interface. At the top left, the Power Automate logo is visible. The main navigation pane on the left includes options like Home, Approvals, My flows, Create, Templates, Connectors, Data, Monitor, AI Builder, Process mining (highlighted), Solutions, and Learn. The main content area shows the 'Overview' page for a process, with tabs for Summary, Map, and Variant DNA. The Summary tab is active, displaying key metrics: Average case duration (2.39 Days) and Self loop cases % (0.00%). Below these metrics is a detailed flowchart diagram of the process, showing various steps and decision points. A search bar is located at the top right of the interface.

Microsoft Power Automate is a secure, cloud-based low-code platform designed to automate workflows, integrate apps, and streamline repetitive tasks across your organization.

Key Features

- › **Simplified Workflow Creation:** Easily build automated workflows using the drag-and-drop interface and a variety of pre-built templates, available directly from the Power Automate home page.
- › **Integration with Microsoft and Third-party Apps:** Seamlessly connect with Microsoft services like Dynamics 365, SharePoint, and Teams, as well as hundreds of third-party apps like Salesforce, Slack, and Dropbox to automate processes.
- › **AI-powered Capabilities:** Utilize AI Builder to integrate AI models into your workflows, enabling intelligent document processing, sentiment analysis, and more without needing in-depth coding expertise.
- › **Advanced Customization:** Collaborate with developers using advanced tools such as Power Automate Desktop, Visual Studio Code, and the Power Platform CLI to create robust, customized workflows and RPA (Robotic Process Automation) solutions.



Power Automate has been the engine behind numerous automation and integration projects, including:

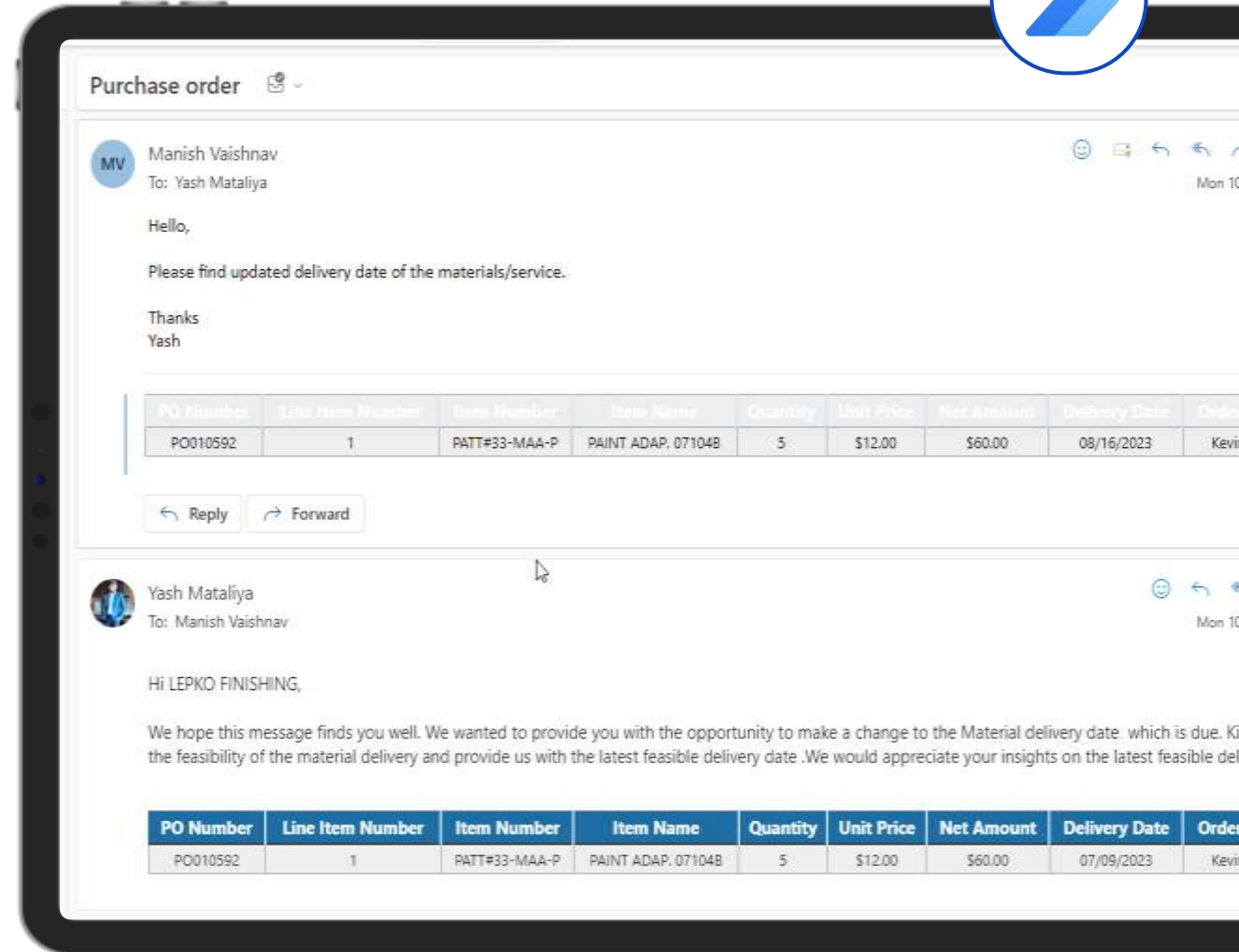
- › RPA
- › Connector Integrations
- › Automation Solutions

In **RPA**, we've managed complex reconciliation projects, including:

- › Bank Reconciliations
- › AP/AR
- › Third-Party Product Reconciliations between two ERPs

We've also automated data entry processes, from text to Excel to Dynamics 365, and facilitated smooth data transfers between Excel and ERPs.

Integration is a major focus, with Power Automate connectors and automation linking machines and IoT devices with Dynamics 365. We've also leveraged connectors like SAP, Salesforce, Outlook, and Word to enhance data flow and operational efficiency for clients across a variety of industries.



In RPA, we specialize in managing reconciliation projects that include bank transactions, accounts payable/receivable, and third-party product integrations between multiple ERPs.

Purchase order

Manish Vaishnav
To: Yash Mataliya
Mon 10/07/2023 17:55

Hello,

Please find updated delivery date of the materials/service.

Thanks
Yash

PO Number	Line Item Number	Item Number	Item Name	Quantity	Unit Price	Net Amount	Delivery Date	Orderer Name
PO010592	1	PATT#33-MAA-P	PAINT ADAP. 07104B	5	\$12.00	\$60.00	08/16/2023	Kevin Remick

Reply Forward

Yash Mataliya
To: Manish Vaishnav
Mon 10/07/2023 17:42

Hi LEPKO FINISHING,

We hope this message finds you well. We wanted to provide you with the opportunity to make a change to the Material delivery date which is due. Kindly assess the feasibility of the material delivery and provide us with the latest feasible delivery date .We would appreciate your insights on the latest feasible delivery date.

PO Number	Line Item Number	Item Number	Item Name	Quantity	Unit Price	Net Amount	Delivery Date	Orderer Name
PO010592	1	PATT#33-MAA-P	PAINT ADAP. 07104B	5	\$12.00	\$60.00	07/09/2023	Kevin Remick



Automated comparison between vendor/customer Subledger and main Ledger data reduces manual errors.

Three Excel sheets auto-upload, with Power Query ensuring monthly reconciliation ease for finance users who only review differential data.



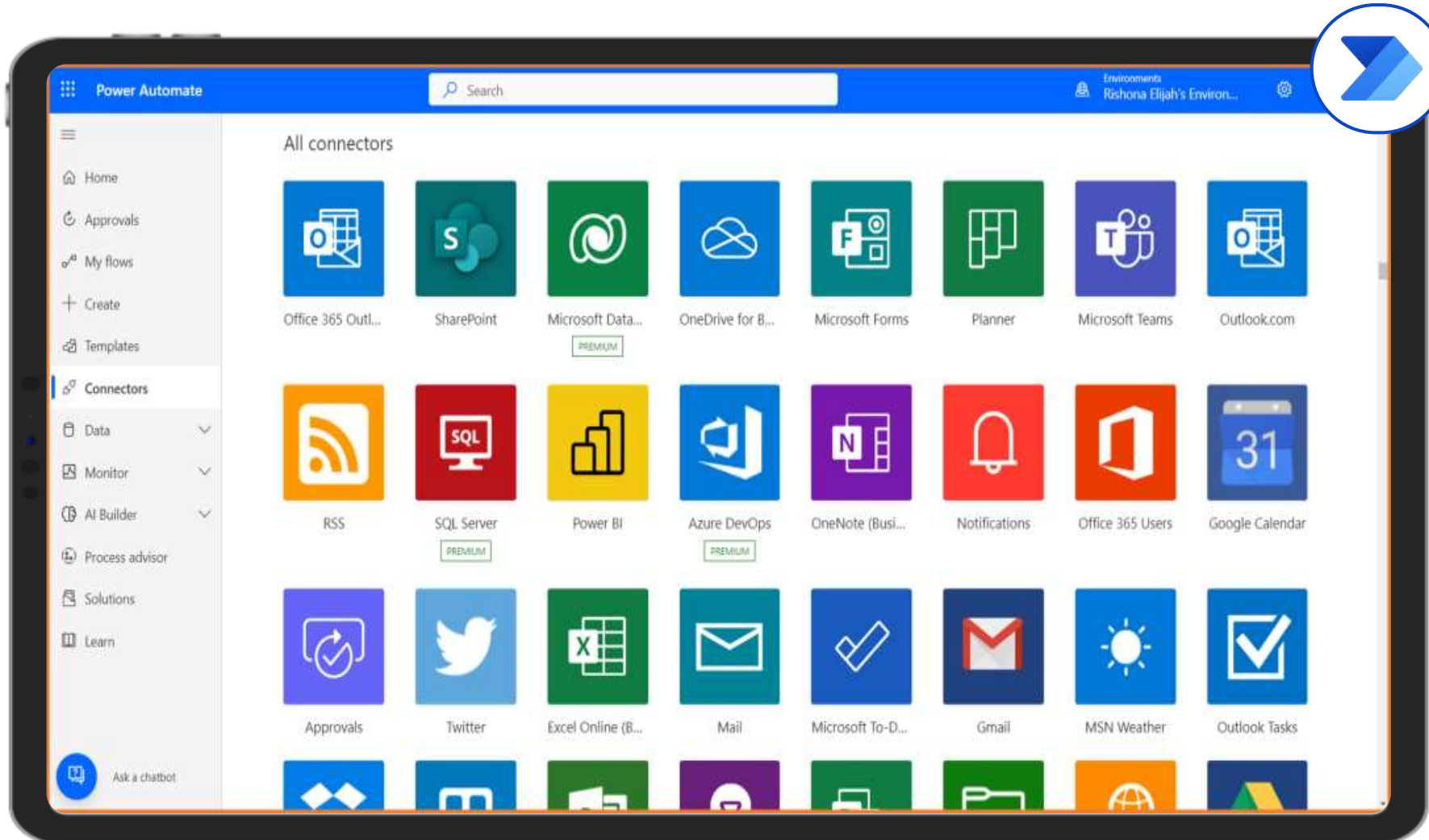
Vendor Reconciliation

Vendor Code	Account Name	MainAccount	Currency	VendorAmount	ledgerAmount	Difference
Local	Trade Payable-Local	2120101	SAR	\$40,791.96	\$3,15,15,976.73	\$3,14,75,184.77
SGB-Affiliated	Trade-Payable SGB Affiliated	2120108	SAR	(\$2,74,694.20)	(\$2,74,694.20)	\$0.00
Trade Payable	Trade Payable Forighn	2120102	SAR	(\$45,68,801.40)	(\$47,37,708.55)	(\$1,68,907.15)
SGB-Affiliated	Trade Payable Forighn	2120102	USD	\$40,791.96	\$3,15,15,976.73	(\$3,14,75,184.77)

Customer Reconciliation

Customer Co	Account Name	LedgerAccount	Currency	CustomerAmount	ledgerAmount	Difference
Local	Trade Receivable-Local	1120101	USD	\$2,01,188.80	(\$66,72,344.58)	(\$68,73,533.38)
Local	Trade Receivable-Local	1120101	SAR	\$2666.88	\$766799	\$2266
RP-Affiliated	Trade Receivables-RP	1120106	USD	\$1,01,909.95	(\$49,05,921.46)	(\$50,07,831.41)
Foreign	Trade Receivables-Foreign	1120102	SAR	\$21,84,809.50	\$90,52,052.42	\$68,67,242.92

Integration is key, with **Power Automate connectors** linking machines and IoT devices to Dynamics 365. We've utilized connectors for SAP, Salesforce, Outlook, and Word to boost efficiency and data flow across diverse industries.

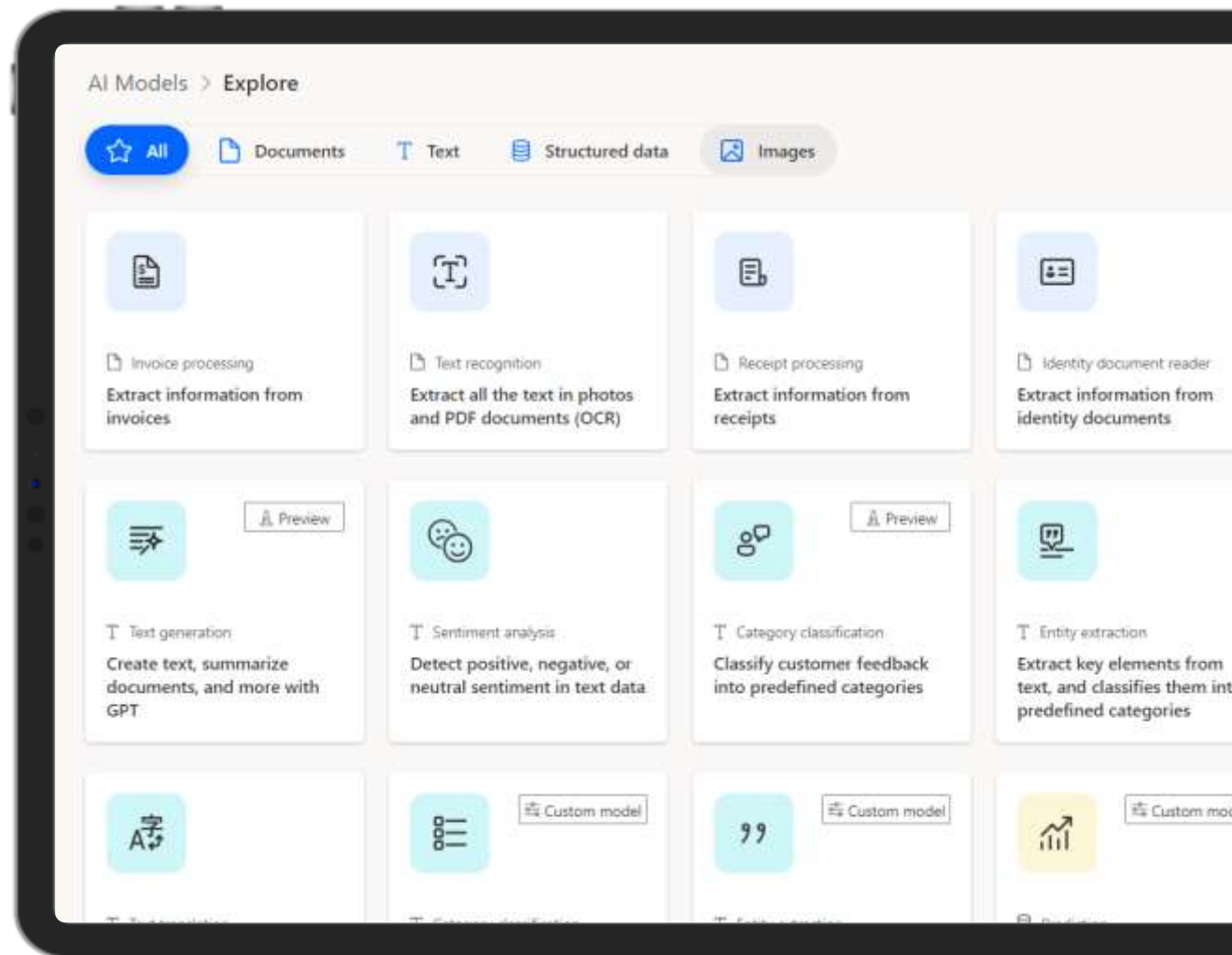
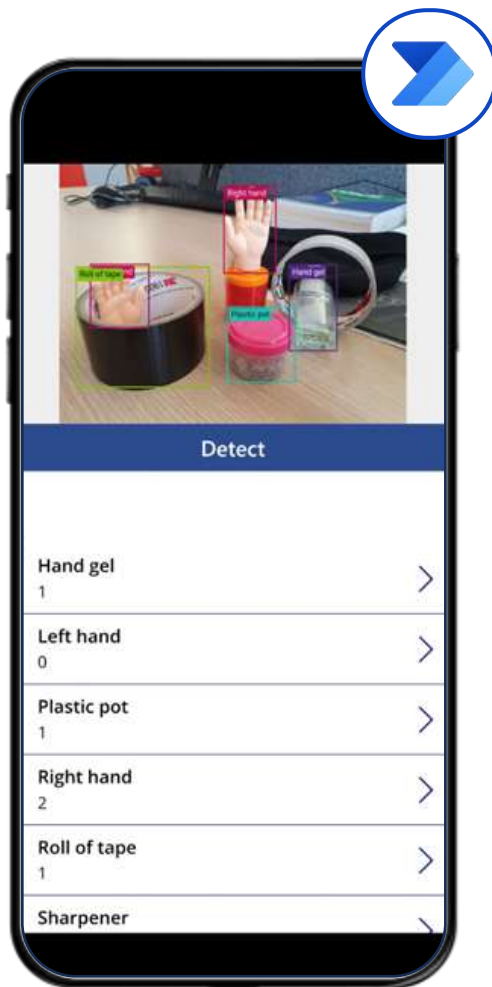


Our expertise in **Artificial Intelligence**, particularly in **Optical Character Recognition (OCR)**, has led to significant achievements across various applications, such as:

- › Invoice Recognition
- › Medical Bill Processing

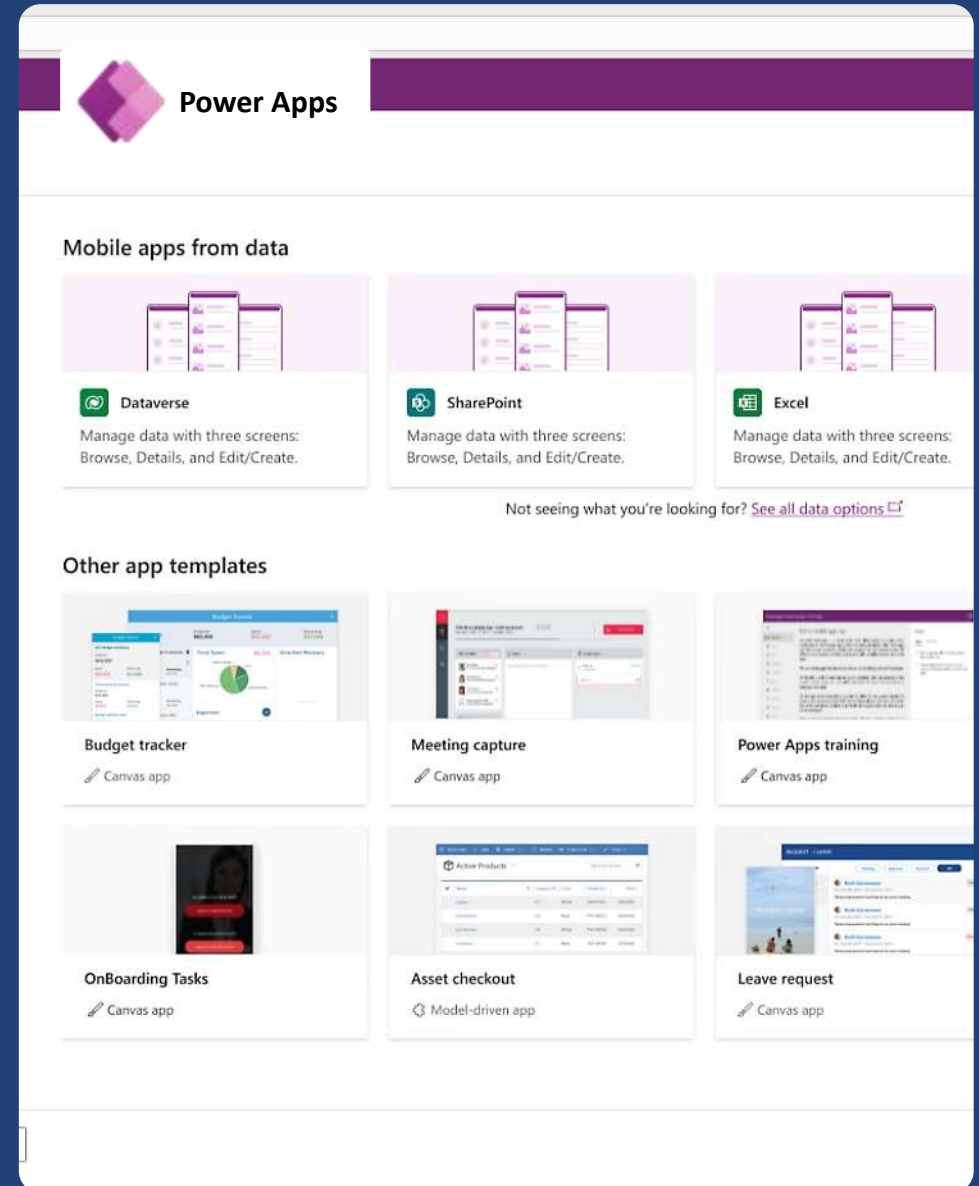
We've taken efficiency a step further by automating the entire invoice recognition and posting process, making document handling and data management more seamless.

Our AI-driven OCR solutions demonstrate our commitment to precision and operational excellence, benefiting clients across a range of industries and use cases.



Power Apps

Overview & Experience



The screenshot displays the Power Apps gallery interface. At the top left is the Power Apps logo, a purple diamond shape. To its right, the text "Power Apps" is displayed in a dark font. Below the header, the gallery is organized into two main sections: "Mobile apps from data" and "Other app templates".

Mobile apps from data

- Dataverse**: Manage data with three screens: Browse, Details, and Edit/Create.
- SharePoint**: Manage data with three screens: Browse, Details, and Edit/Create.
- Excel**: Manage data with three screens: Browse, Details, and Edit/Create.

Not seeing what you're looking for? [See all data options](#)

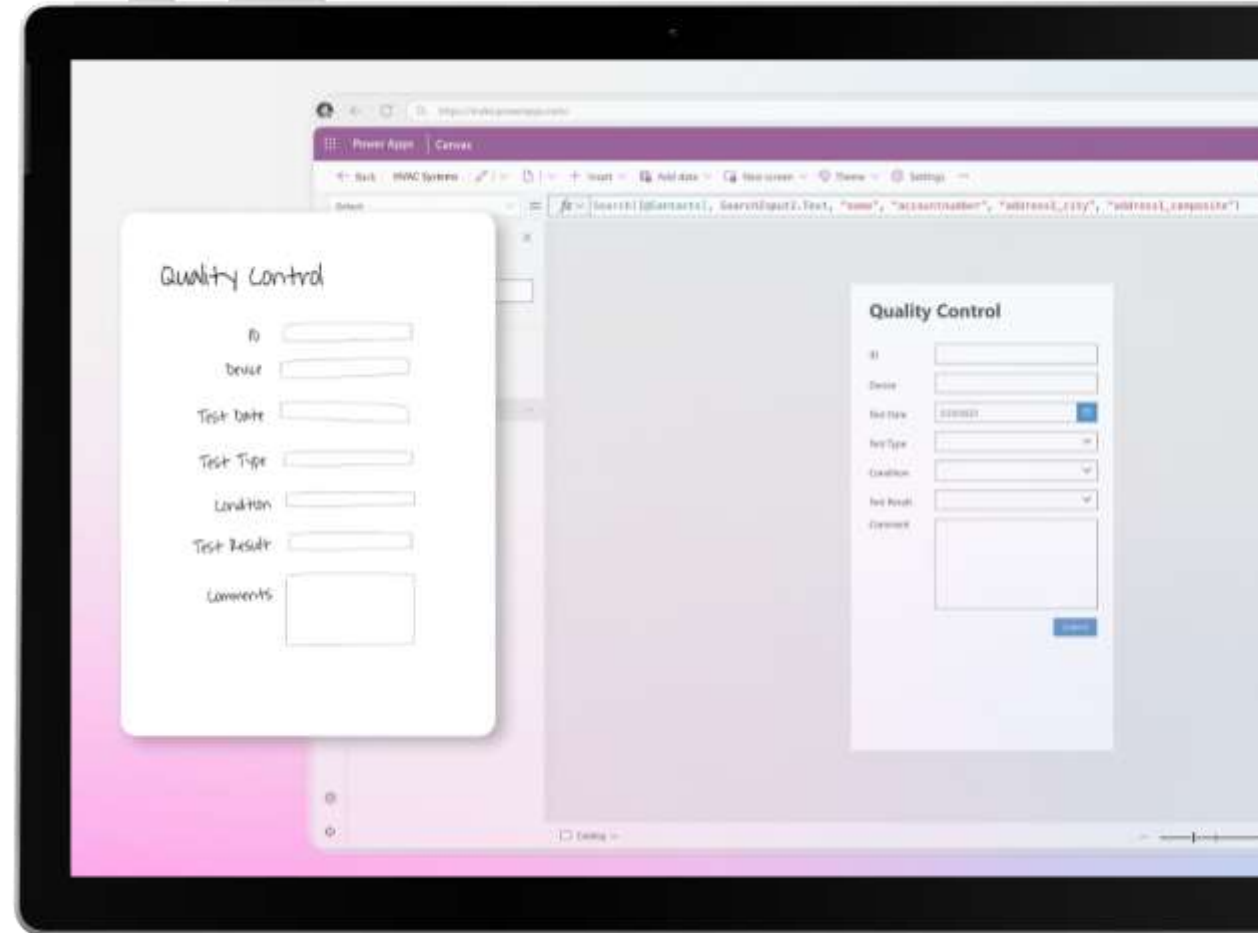
Other app templates

- Budget tracker**: Canvas app
- Meeting capture**: Canvas app
- Power Apps training**: Canvas app
- OnBoarding Tasks**: Canvas app
- Asset checkout**: Model-driven app
- Leave request**: Canvas app

Microsoft Power Apps is a secure, enterprise-grade low-code platform that allows users to build custom apps quickly, streamline processes, and modernize legacy systems with minimal coding.

Key Features

- › **Simplified App Creation:** Easily build apps using the drag-and-drop interface and pre-built templates from the Power Apps home page, empowering users to create functional apps without extensive development skills.
- › **Canvas and Model-driven Apps:** Leverage both Canvas Apps for full design flexibility and Model-driven Apps for data-driven experiences, enabling a tailored app development approach based on specific business needs.
- › **Integration with Microsoft Ecosystem:** Seamlessly integrate Power Apps with Microsoft 365, Dynamics 365, and Azure, as well as over 600 data connectors for both Microsoft and third-party services.
- › **Advanced Customization and Extensibility:** Work with professional developers to extend app functionality using Power Fx, Visual Studio Code, and the Power Platform CLI to create more complex solutions.



With **Power Apps**, we've built a range of flexible applications to meet a variety of business needs, including:

- › Leave Management
- › Attendance Tracking
- › Workflow Automation
- › Expense Management
- › Visitor Management
- › Performance Management
- › Approval Workflows
- › IT Asset Management
- › IT Approval Apps
- › Ticketing Systems
- › Transport Request Solutions
- › Travel Request Desks

These custom apps simplify day-to-day operations, streamline processes, and boost productivity across your organization.

Our expertise in **Power Apps** enables us to create tailored solutions that optimize workflows and drive efficiency.



<
Create Leave Request

Leave Type:

Sick Leave
▼

From Date:

20/Sep/2024
📅

To Date:

20/Sep/2024
📅

Leave Days:

1

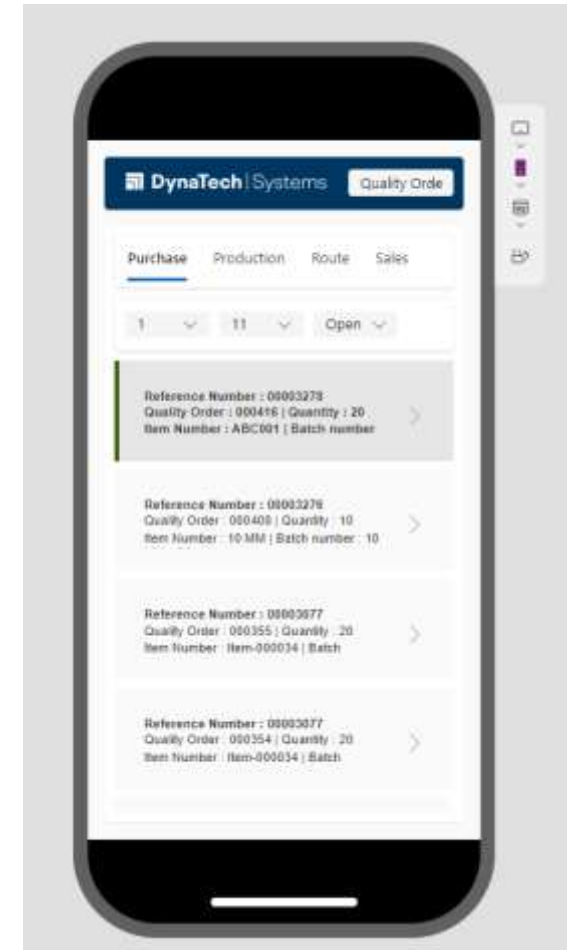
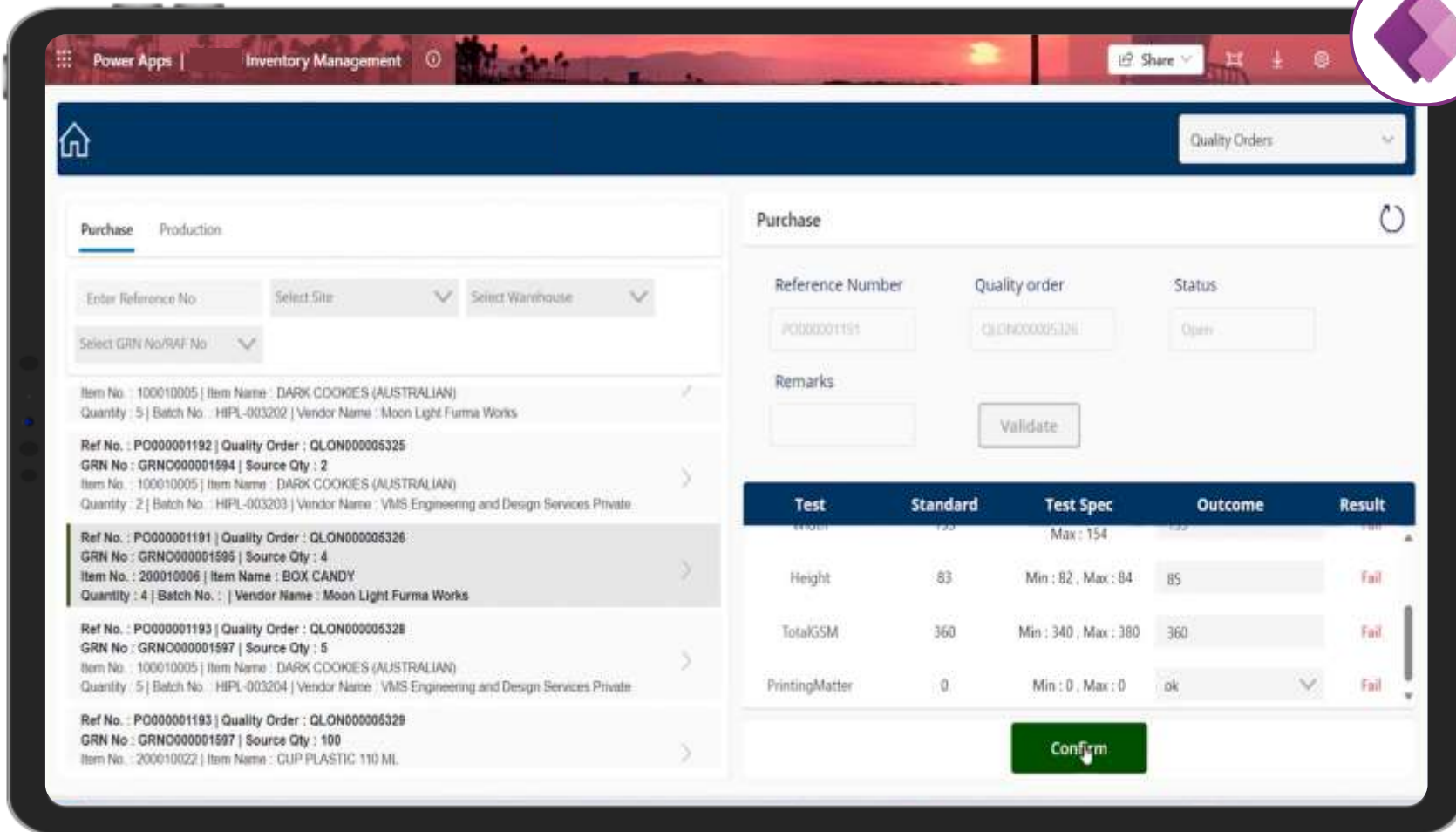
Full Day
▼

Description:

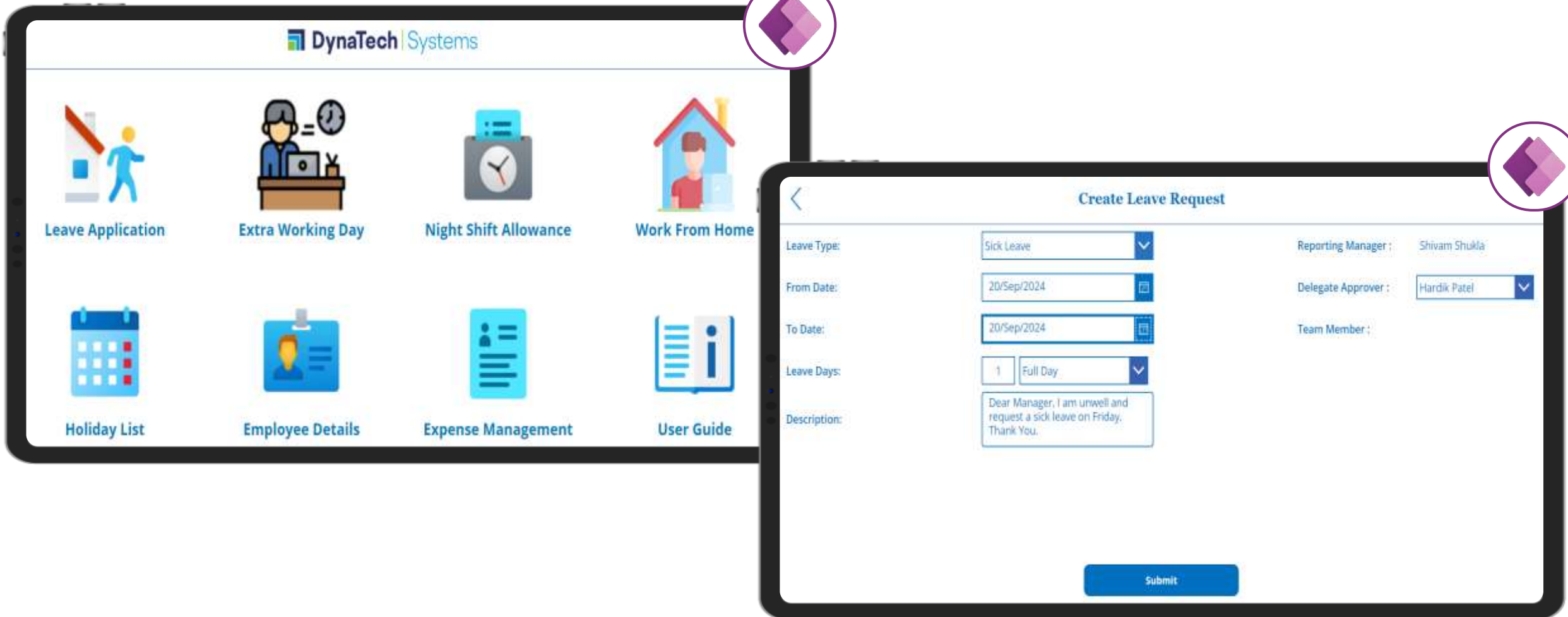
Dear Manager, I am unwell and request a sick leave for Friday. Thank you.

Submit

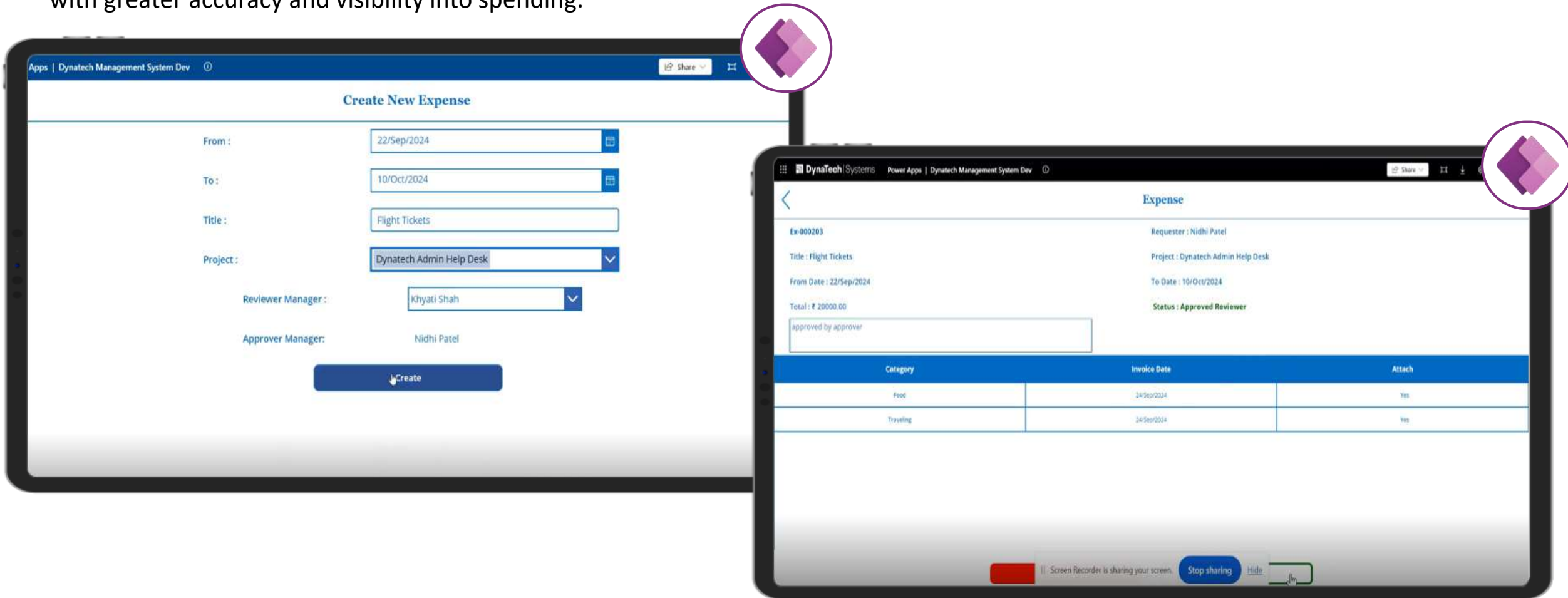
Our Quality Management Solution has streamlined processes with customizable inspections, automated workflows, and IoT-powered predictive maintenance. It includes audit management, supplier collaboration, and detailed reporting, ensuring compliance and improved inventory and warehouse management.



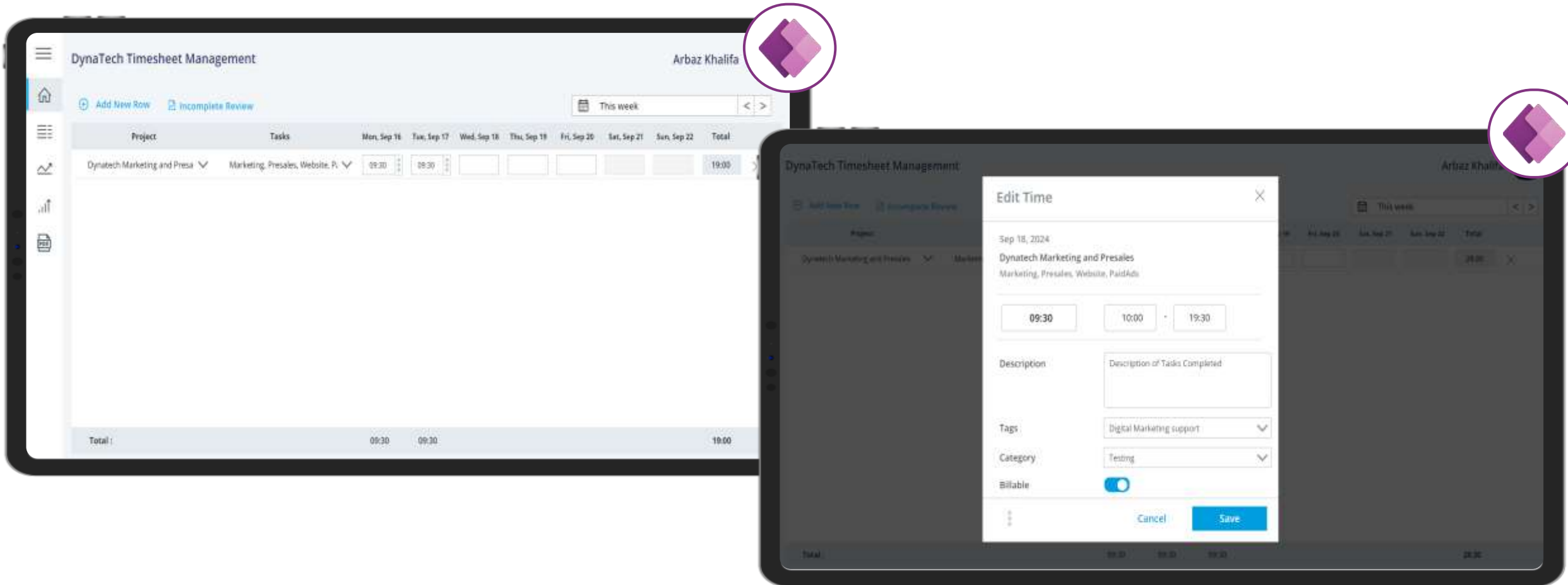
The Leave Management Portal includes self-service portals, compensation management, and Power BI reports for HR analytics. Additional features cover leave accruals, FMLA case management, and automated notifications, improving workforce planning and compliance.



DynaTech Systems' Expense Management solution helps businesses maintain financial health and improve operational efficiency by streamlining expense tracking, providing instant financial insights, and optimizing costs. It eliminates errors in expense reporting, offers mobile-friendly accessibility, and ensures comprehensive audit trails. This allows organizations to make strategic financial decisions with greater accuracy and visibility into spending.



DynaTech's Timesheet Management App streamlines time tracking with automated workflows and real-time synchronization with Dynamics 365. It offers customizable templates, mobile access, and detailed reporting for project-based time tracking. Integration with payroll and HR systems ensures accurate payments, while compliance tracking and role-based access enhance security and legal compliance.

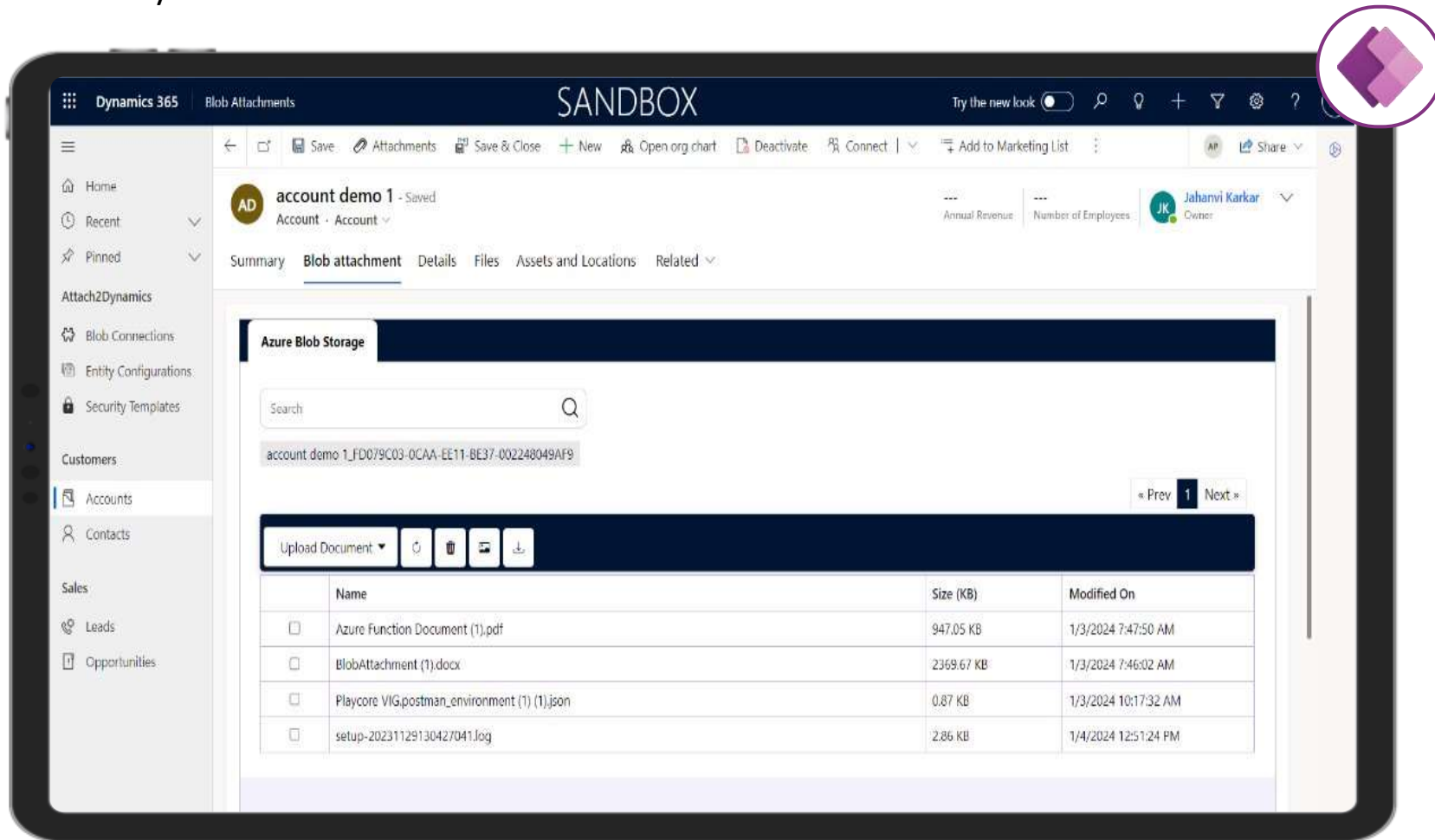


Our Azure Key Vault Renewal solution using Power Apps eliminates the risks of manual monitoring by offering centralized credentials visibility, automated renewal, seamless integration, and enhanced security, ensuring continuous protection and preventing service disruptions.



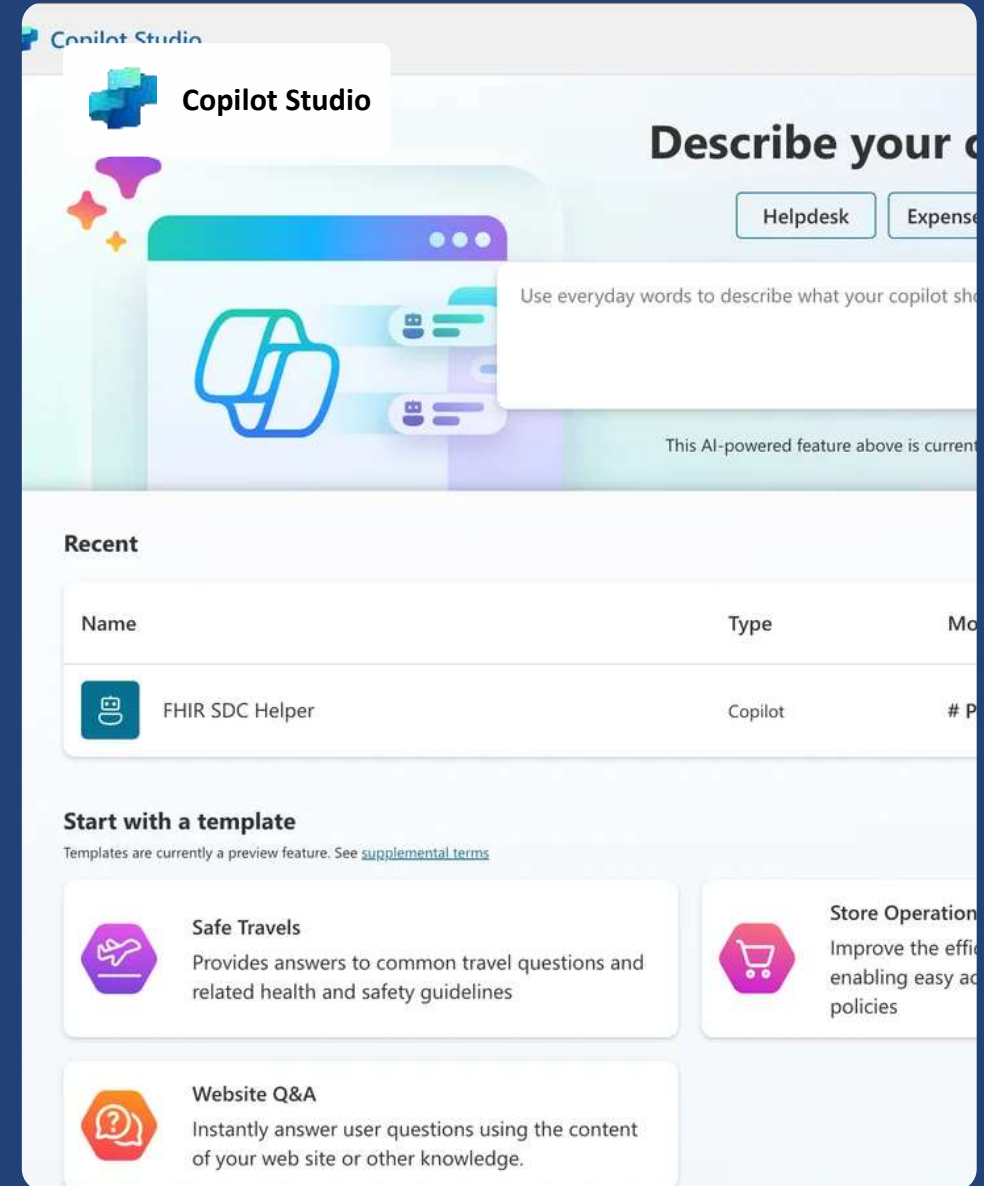
KeyVault Management		App Registrations Management		
KeyVault Name	KeyVault Type	Credential Name	Expiry Date	Action
azurelmkeyvaultdynatech	Secrets	24edb7f96f37- aad5sp1u9Px1Dinal1FpcrX024HI9	9/9/2033 1:13 PM	Renew
azurelmkeyvaultdynatech	Secrets	24edb7f96f37-rzp39- 44ZMGd0fuxbVfx9IAd0eQbFDajq	9/9/2033 1:13 PM	Renew
azurelmkeyvaultdynatech	Secrets	24edb7f96f37- KXjRqjdn3mN1Yf22lLbBG-	9/5/2033 4:37 PM	Renew
azurelmkeyvaultdynatech	Secrets	24edb7f96f37-Wy- trmwUOj82XwkD17CVxZjzFo0KcT	9/5/2033 4:37 PM	Renew
azurelmkeyvaultdynatech	Secrets	24edb7f96f37-- fLpN6n2SGWQ6RdS1UU7qAFZz1	8/28/2033 6:27 PM	Renew
azurelmkeyvaultdynatech	Secrets	24edb7f96f37-qm9P7UIA- dmlIASYr9cssTiKwUDCBMW0PeP3	8/28/2033 6:27 PM	Renew
azurelmkeyvaultdynatech	Secrets	24edb7f96f37-zME- pHqudOnhrYzKr4mjMhq34min5	8/26/2033 4:59 PM	Renew
azurelmkeyvaultdynatech	Secrets	24edb7f96f37-Nd-ql1P- rsvyMWPfddd6qgpFxnphwkI2fyQ	8/26/2033 4:59 PM	Renew
azurelmkeyvaultdynatech	Secrets	24edb7f96f37- F2Rs3iMD0w2o7qBdsOQURnHf9z	8/26/2033 4:48 PM	Renew
azurelmkeyvaultdynatech	Secrets	24edb7f96f37-Su4x-- -8WY60kVjokst-	8/26/2033 4:48 PM	Renew
azurelmkeyvaultdynatech	Secrets	24edb7f96f37-Ff4XoUgpdA- GRo90X5THiu1O-	8/26/2033 1:28 PM	Renew
azurelmkeyvaultdynatech	Secrets	24edb7f96f37-blv0MTTx-3- CYQ17EeUj0Q7zKej7M1M	8/26/2033 1:28 PM	Renew

Our custom tool integrates Dynamics 365 CRM with Azure Blob Storage, overcoming security, performance, and user experience challenges. It enables enhanced efficiency, improved accessibility, and scalable, secure storage, allowing businesses to manage data more effectively and securely.



Copilot Studio

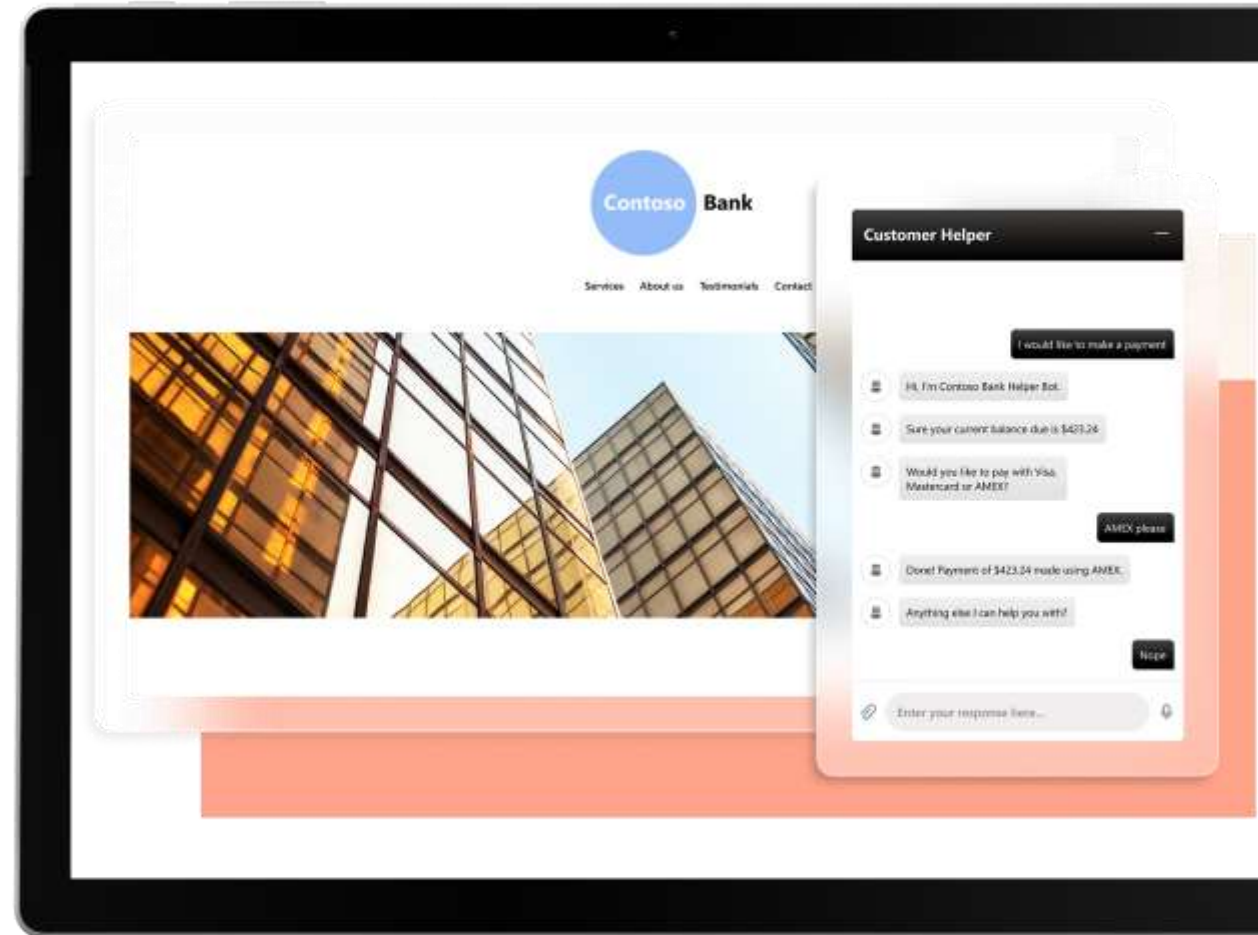
Overview & Experience



Microsoft Copilot Studio is an AI-driven low-code platform designed to streamline workflows, automate tasks, and assist in developing business solutions with natural language processing and advanced AI capabilities.

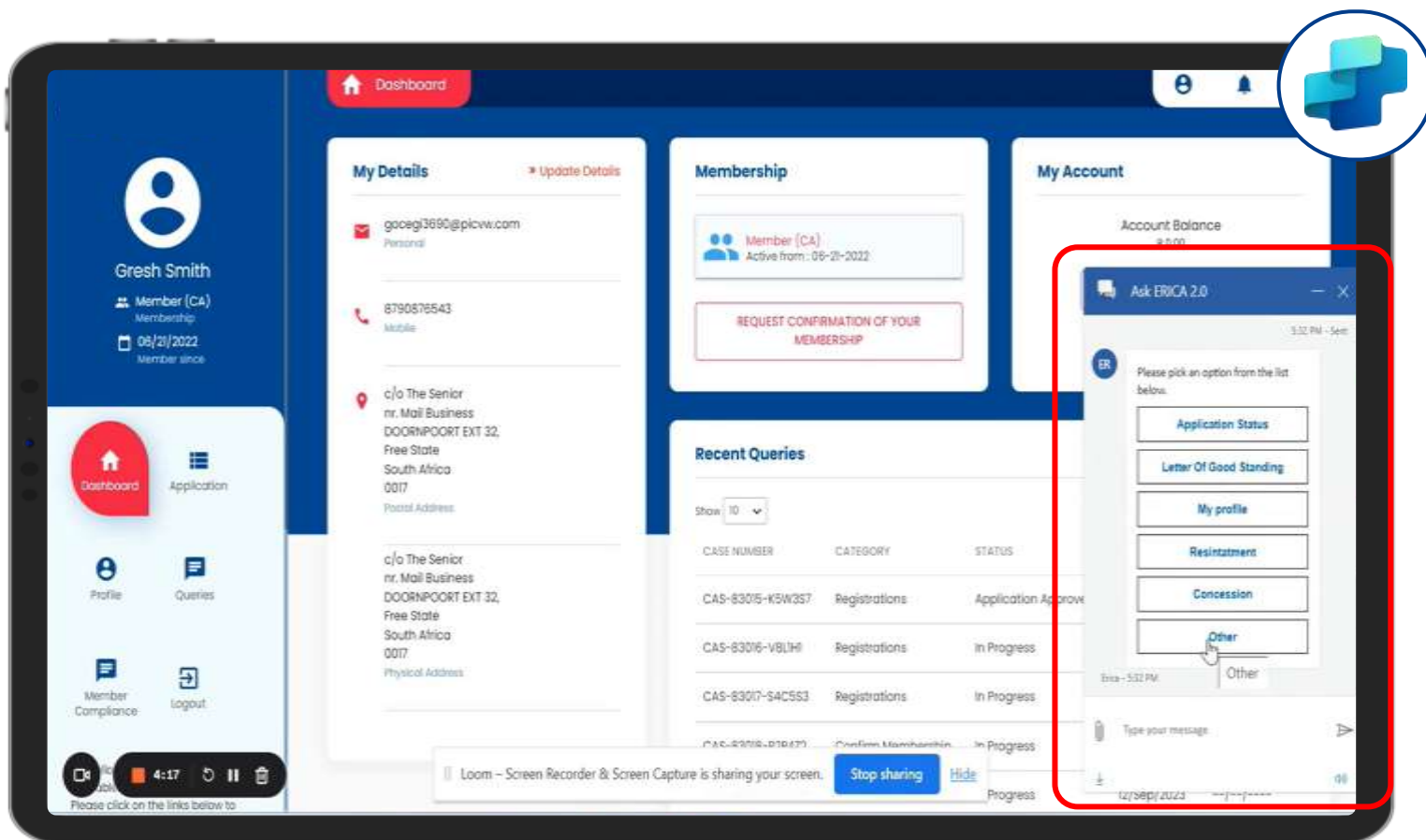
Key Features

- › **AI-powered Assistance:** Copilot Studio leverages advanced AI to assist users in automating tasks, building workflows, and generating code with simple natural language prompts, reducing the complexity of development.
- › **Seamless Integration:** Easily integrate with Microsoft 365, Dynamics 365, and Azure, allowing you to create powerful automation and AI-powered solutions that enhance productivity across your organization.
- › **Intuitive Interface:** Use the streamlined interface to quickly set up automations, generate workflows, and manage processes without needing extensive coding skills, making it accessible for both technical and non-technical users.
- › **Advanced AI Customization:** Collaborate with developers to extend the capabilities of Copilot Studio using tools like Visual Studio Code and Power Platform CLI, enabling the creation of more advanced and tailored AI-driven solutions.



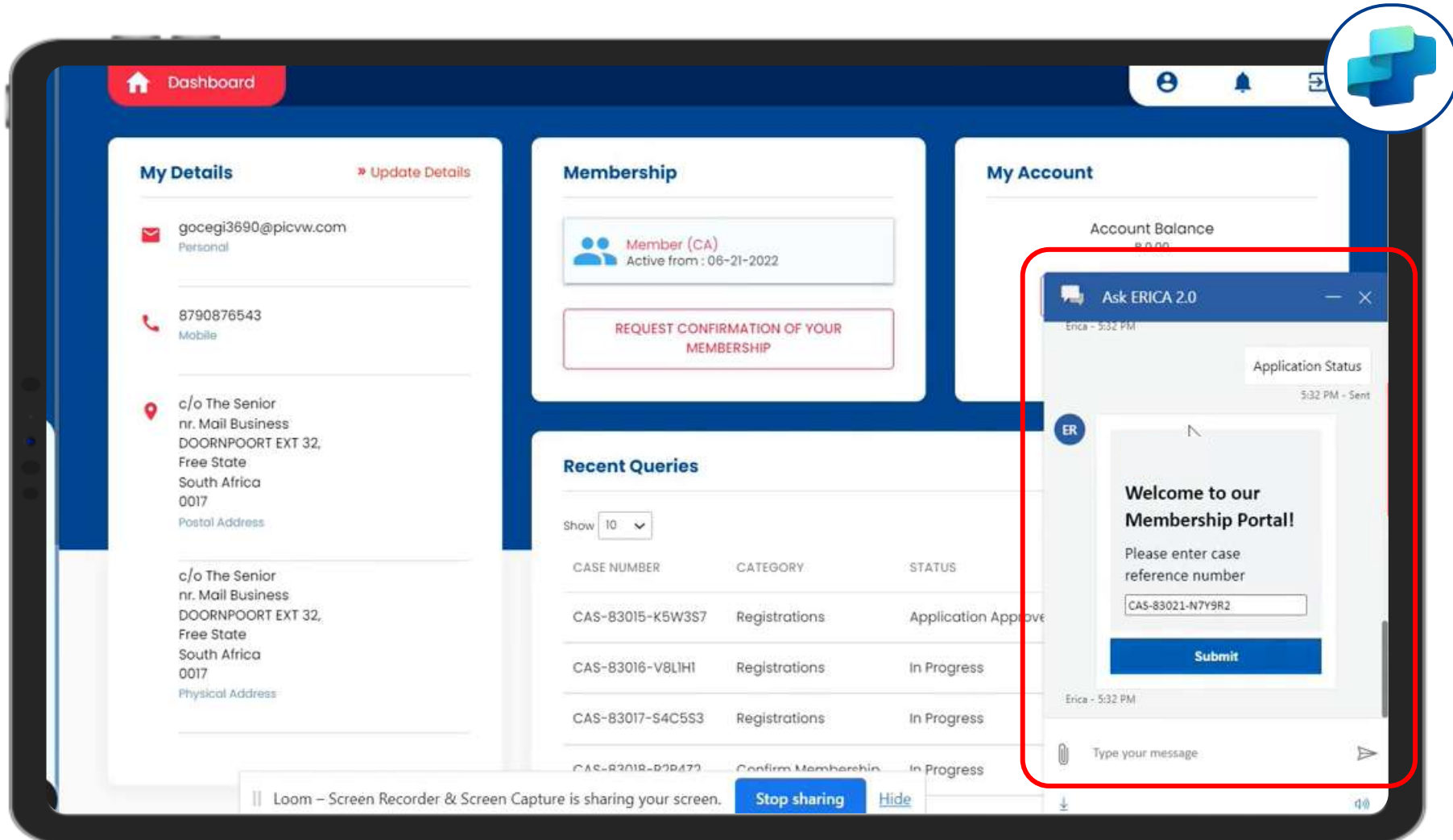
Using **Copilot Studio**, we've deployed smart chatbots that integrate seamlessly into Dynamics 365 platforms. These chatbots are designed to improve:

- › User Interactions
- › Providing Quick, Efficient Responses to queries and enhancing overall user experiences.



Tailored to meet various business and customer service needs, our chatbots demonstrate our commitment to improving communication and automation within Dynamics 365 environments.

We've deployed smart chatbots in Dynamics 365 to enhance user interactions by providing quick, efficient responses and improving overall experiences. Tailored for various business and customer service needs, they showcase our focus on effective communication and automation.



Want to know more?

Contact Us!

DynaTech Systems has proudly served clients seeking advanced tech solutions across the globe with top-notch precision and excellence.



Locations

USA, Canada, UK, India



Mail Us

sales@dynatechconsultancy.com



Phone

+1 844 787 3365



Visit Our Website

www.dynatechconsultancy.com