



 **DynaTech** | Systems

---

Accelerate Business

About DynaTech

# Unified Purpose, Shared Journey

DynaTech Systems stands out as a comprehensive and flexible solution for businesses looking to leverage technology to drive growth and innovation.

As thought leaders in digital transformation, we deliver cutting-edge solutions and industry best practices. From consulting and proof of concept to end-to-end implementation and custom solutions, our expertise ensures your success.



**150+**

Projects

**100+**

Happy Clients

**350+**

Expert Minds

What Sets Us Apart

# DynaTech's Competitive Advantage



Global Work Experience  
(USA, Europe, Asia) for  
seamless rollouts



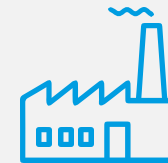
Successful Deployment  
of 150+ Microsoft  
Dynamics Projects



A single-stop shop for  
all of Microsoft's  
Business Applications



In-house QA Teams to  
ensure Information and  
Data Security



Empowering businesses in  
Manufacturing, Retail,  
Education, and more



Strategic Approach  
Resulting in Quick  
Turnaround & Solutioning

# Microsoft Cloud Capabilities



## Microsoft Azure



Azure Infra



Azure Services



Azure Fabric for BI



Logic Apps



Service Bus



Functions



Event Grid



API Management



Synapse Analytics



Data Lake



Data Factory



Load Testing



## Microsoft Dynamics 365



Marketing



Sales



Finance



Supply Chain Management



Commerce



Customer Service



Field Service



Project Operations



Human Resources



Customer Insights



Finance & SCM



Copilot



## Power Platform



Power Pages



Power BI



Power Apps



Power Automate



Copilot Studio



Dataverse




AI Builder



# Vendor Collaboration

---



Through the global login page, onboarding team members can access the portal using their credentials. The platform displays information based on each user's role. Requesters can log in and submit a new vendor creation request by filling out the required details.

The image displays two overlapping screenshots of the ENVU Vendor Onboarding Tool. The left screenshot shows the 'Login Page' with a 'Welcome' message and login fields for 'Email Address' and 'Password'. The right screenshot shows the 'New Vendor Registration' form, which is divided into 'Personal Information' and 'Transaction Information' sections. The 'Personal Information' section includes a confirmation dropdown, fields for Vendor Name, Vendor Contact Name, Vendor Legal Name, Vendor Contact Email, Vendor Address, Organization Type, and Direct Material. The 'Transaction Information' section includes Country Headquarter Vendor, ENVU Legal Entity, and Business Justification. A 'Download User Manual' link is visible at the top of the registration page.

Login Page

Registration Form

Based on the vendor type, the request is routed to different teams for detailed review and approval or rejection. After final approval, the vendor information is automatically synced with D365 F&O.

**My Request**  
My Request > #00001599

33%

1 REQUEST REGISTERED  
2 PROCUREMENT APPROVAL  
3 SCREENING INFORMATION  
4 VENDOR LOGIN  
5 BPS REVISION  
6 VENDOR CREATED SUCCESSFULLY

**Pending Process Request**

Vendor Details | Attachment

**Upload Attachment**

Bank Statement  
bank\_statement.jpg  
View Download File Delete

Utility Service Bill  
util\_service.jpg  
View Download File Delete

Additional Documents  
additional\_documents.jpg  
View Download File Delete

Cancel Cheque  
cancel\_cheque.jpg  
View Download File Delete

Tax/VAT/GST Certificates  
Tax VAT GST Certificates.jpg  
View Download File Delete

Procurement Approval

**Pending Process**  
Pending Item > #00001599

45%

1 REQUEST REGISTERED  
2 PROCUREMENT APPROVAL  
3 SCREENING INFORMATION  
4 VENDOR LOGIN  
5 BPS REVISION  
6 VENDOR CREATED SUCCESSFULLY

**Vendor Information**

Vendor Details | Attachment | Screening Information

**Screening Information**

Credit Check \*  
233  
Credit Check Document  
Choose File No file chosen

Sanction Check (E2Open Score)\*  
Green Flag  
E2Open Document  
Choose File No file chosen

Vendor Address  
101, Bengaluru, Gujarat, India, 387782

Screening Approval

The vendor will receive an invitation link to register and submit their information in the portal, with the option to upload documents and review country-specific terms, conditions, and code of conduct agreements.

The image displays two screenshots. The left screenshot is an email from 'Expense Service Account' (EA) to 'Nikunj Rakholiya', dated Saturday, 6/15/2024 at 6:21 PM. The email text reads: 'Hello Nikunj Rakholiya, I hope this email finds you well. We are pleased to inform you that we are in the process to setting you as a Vendor in our system. Please follow the [Activate Account](#) to our Portal to finalize your registration. We kindly ask you to fill in the information and attach the necessary documentation. You can login into the tool to check the status of the request. Thank you for your attention. Regards,'. A blue callout box labeled 'Invitation Link' points to the underlined text 'Activate Account'. The right screenshot shows a web browser window with a navigation menu containing 'My Application' and 'Sign Out'. The main content area features a green heading 'Congratulations!' followed by the text: 'You are invited to ENVU Vendor Onboarding Portal to submit your remaining information and after final approval you will be added as a vendor for ENVU.' Below this text is a blue button labeled 'Fill Additional Information'. A blue callout box labeled 'Vendor Portal' points to the bottom of the browser window.



The vendor will receive an invitation link to register and submit their information in the portal, with the option to upload documents and review country-specific terms, conditions, and code of conduct agreements.

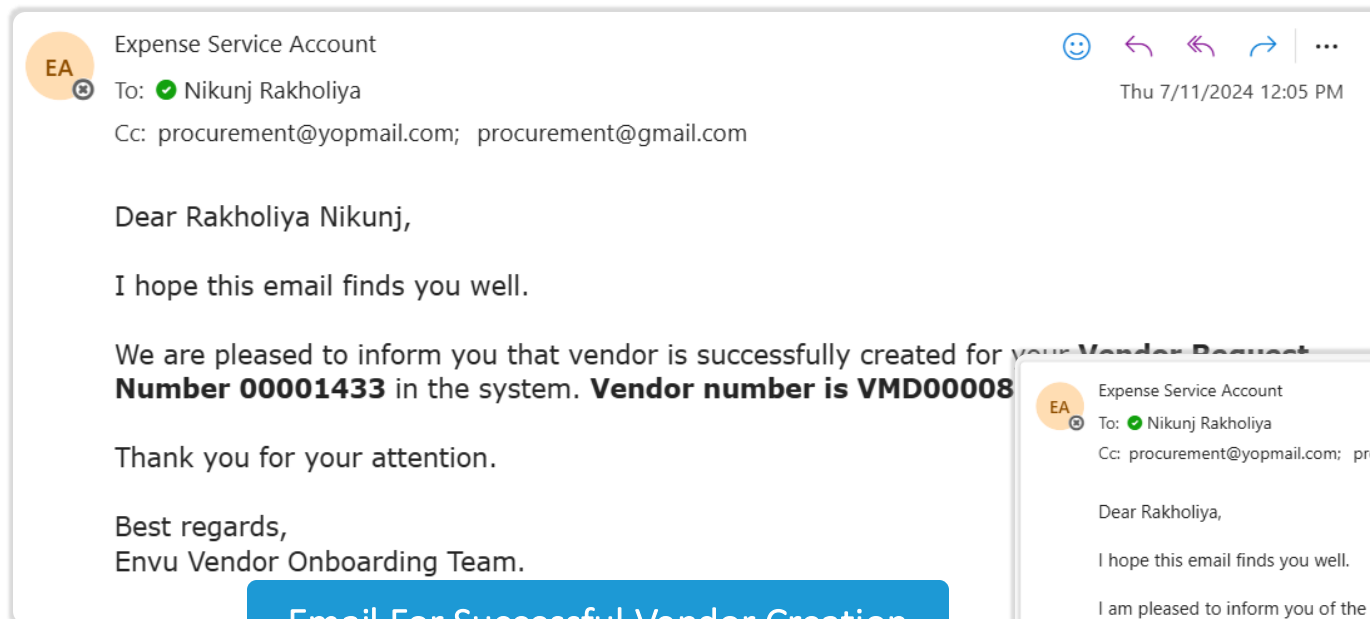
The screenshot displays the 'My Application Details' page for application #00001509. A progress bar at the top indicates 66% completion. A process flow shows six steps: 1. REQUEST REGISTERED, 2. PROCUREMENT APPROVAL, 3. SCREENING INFORMATION, 4. VENDOR LOGIN, 5. BPS REVISION, and 6. VENDOR CREATED SUCCESSFULLY. The 'General Information' tab is active, showing a form for '1. Personal Information' with fields for Vendor Name (Tech Innovators), Vendor Contact Name (Karan Patel), Vendor Legal Name (Tech Innovators Pvt. Ltd), and Vendor Contact Email (tesst2208@gmail.com). Other sections like Transaction, Address, Localize, Contact, Bank Account, and Functional Dimensions are collapsed. A 'Next' button is at the bottom.

Registration Form

This screenshot shows the 'My Application Details' page for application #00001509, focusing on the 'Agreements' tab. It features the same progress bar and process flow as the registration form. The 'Terms and Conditions' section includes a red 'Accept T&C' button and radio buttons for 'Agree' (selected) and 'Disagree'. The 'Code of Conduct' section also has a red 'Accept Code Of Conduct' button and 'Agree' (selected) and 'Disagree' radio buttons. A 'Submit' button is located at the bottom.

Vendor Portal

Relevant teams will receive automated emails with real-time updates on the vendor onboarding progress.



Expense Service Account  
EA To: Nikunj Rakholiya  
Cc: procurement@yopmail.com; procurement@gmail.com

Dear Rakholiya Nikunj,

I hope this email finds you well.

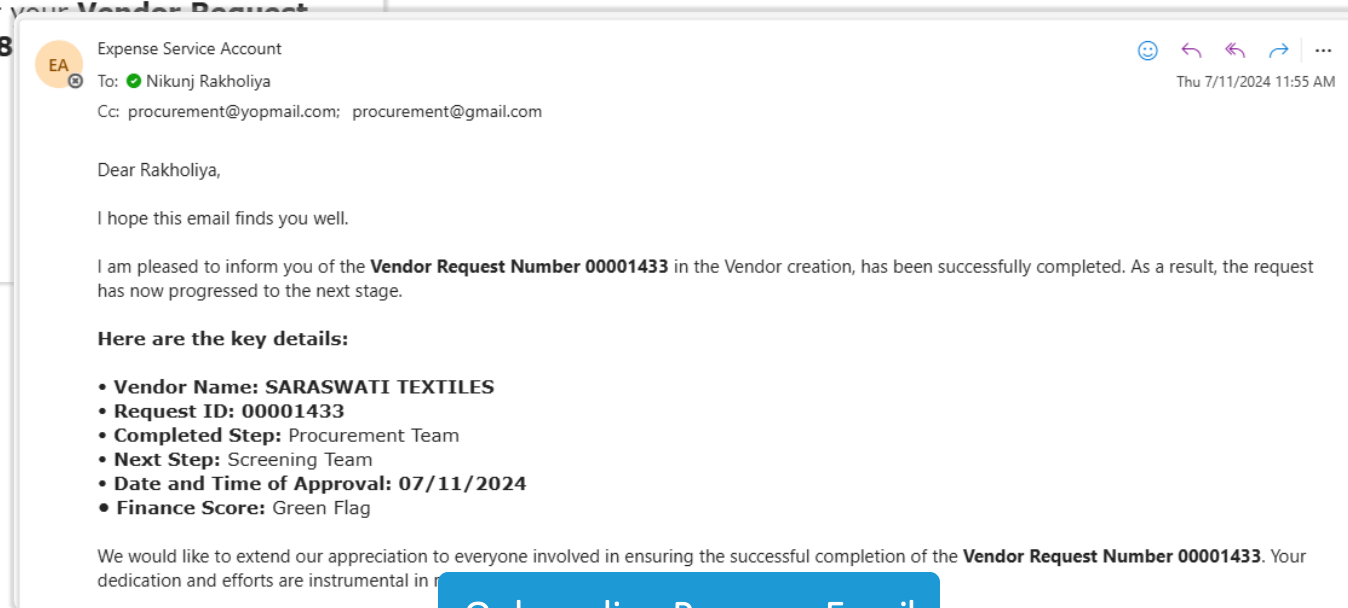
We are pleased to inform you that vendor is successfully created for your Vendor Request Number **00001433** in the system. **Vendor number is VMD00008**

Thank you for your attention.

Best regards,  
Envu Vendor Onboarding Team.

Thu 7/11/2024 12:05 PM

Email For Successful Vendor Creation



Expense Service Account  
EA To: Nikunj Rakholiya  
Cc: procurement@yopmail.com; procurement@gmail.com

Dear Rakholiya,

I hope this email finds you well.

I am pleased to inform you of the **Vendor Request Number 00001433** in the Vendor creation, has been successfully completed. As a result, the request has now progressed to the next stage.

**Here are the key details:**

- **Vendor Name:** SARASWATI TEXTILES
- **Request ID:** 00001433
- **Completed Step:** Procurement Team
- **Next Step:** Screening Team
- **Date and Time of Approval:** 07/11/2024
- **Finance Score:** Green Flag

We would like to extend our appreciation to everyone involved in ensuring the successful completion of the **Vendor Request Number 00001433**. Your dedication and efforts are instrumental in

Thu 7/11/2024 11:55 AM

Onboarding Progress Email

All team members can view the real-time progress of vendor onboarding, including details of the respective approval teams and timestamps.

**Pending Process**  
Pending Item > #00001599

100%

1 REQUEST REGISTERED  
2 PROCUREMENT APPROVAL  
3 SCREENING INFORMATION  
4 VENDOR LOGIN  
5  
6

Vendor Information

**Real Time Updates With Date and Time**

**All Vendor Request**

Request ID	Vendor Name	Vendor Number	Procurement Category	Vendor Type	Approval Status	Legal Entity	Approved Status	Requested Date	Requested By	Action
00001072	BUPAPlace	VMD0001090	Enabling Functions	HR Benefits vendor	Vendor Created	UK01	Approved	07/22/2024	leila.chougu i@envu.co m	View
00001231	Docentric	-	IT	Classic Vendor	Screening Process	US01	In Progress	09/14/2024	Sunil Dhing	View
00001076	Cart Mart NC	VMD0001089	Tech Comm	Classic Vendor	Vendor Created	US01	Approved	07/22/2024	Misheala Didonato	View
00001135	Guarde lo que quiera	VMD0001088	Marketing	Classic Vendor	Vendor Created	US01	Approved	08/12/2024	Jazmin Salerno	View
00001148	Grupo 424	VMD0001087	Marketing	Classic Vendor	Vendor Created	BR01	Approved	08/16/2024	Josiane Gomes	View
00001212	LINK INTIME INDIA PRIVATE LIMITED	-	Enabling Functions	Institution/Government/Authorities	Vendor Login	IN01	In Progress	09/05/2024	Amy Nie	View
00001206	Mitsugu Motoki	-	Marketing	Classic Vendor	Vendor Login	JP01	In Progress	09/04/2024	太郎 山田	View
00001202	Nipul Enterprises	-	Marketing	Classic Vendor	Vendor Login	IN01	In Progress	09/04/2024	Mahi N	View

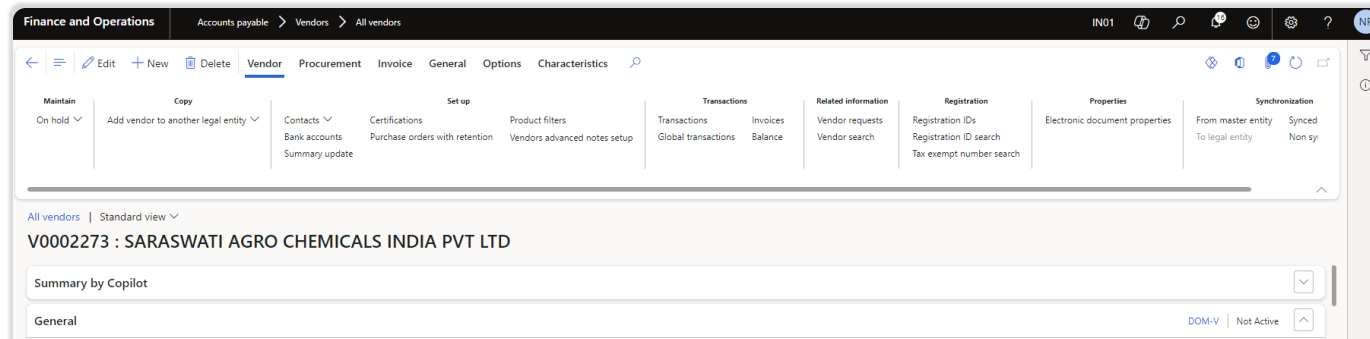
**Registration Form**

The vendor will receive an invitation link to register and submit their information in the portal, with the ability to upload documents and review country-specific terms, conditions, and code of conduct agreements.

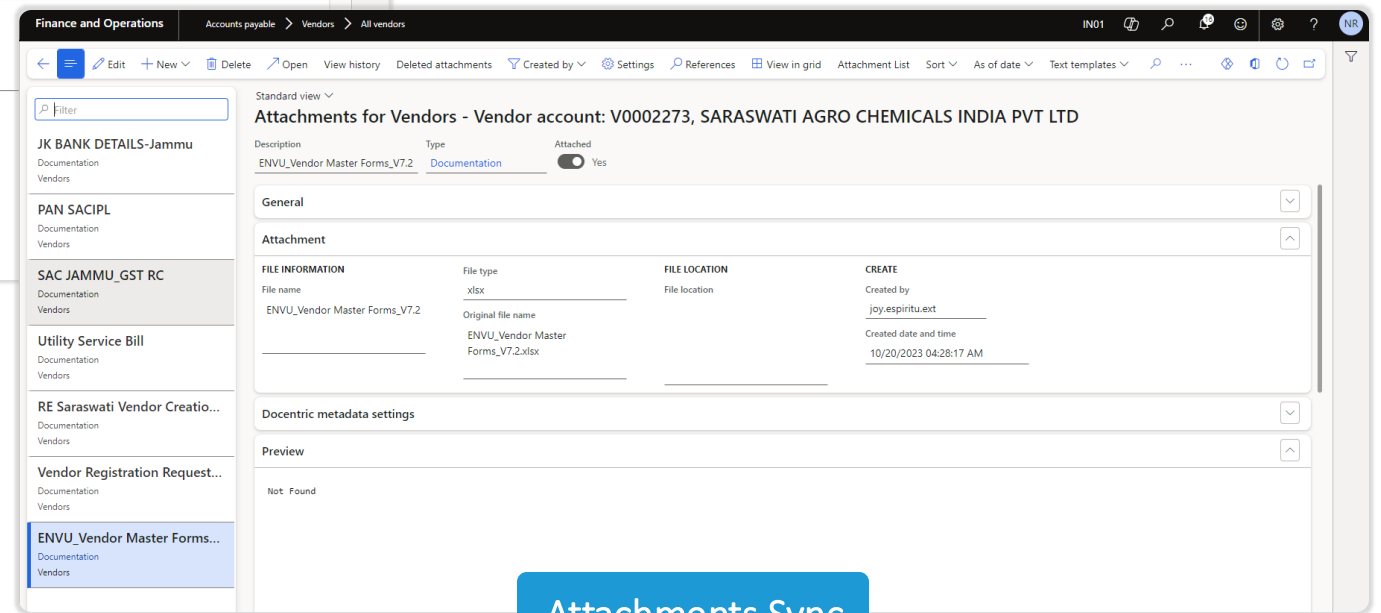
The image displays two screenshots from the Microsoft Dynamics 365 CRM interface. The left screenshot shows the 'Mark Manson' contact record with the 'Role' dropdown menu open, listing options like 'BPS Team', 'Legal Team', 'Procurement Team', 'Requestor', and 'Vendor'. A blue callout box labeled 'Approval Team Management' is overlaid on this section. The right screenshot shows the 'Vendor Approval' configuration page, featuring an 'Approval Sequence' table with columns for 'Sequence', 'Role', and 'Find Next'. A blue callout box labeled 'Approval Process Configuration' is overlaid on this table.

Sequence	Role	Find Next
1	Requestor	Yes
2	Procurement Team	Yes
3	BPS Team	Yes
4	Legal Team	No

The portal is integrated with Dynamics F&SCM to sync essential data for vendor creation, automatically creating vendors in D365 F&O, including bank details, contact information, and attachments.



Vendor Details Sync



Attachments Sync



Want to know more?

## Contact Us!

DynaTech Systems has proudly served clients seeking advanced tech solutions across the globe with top-notch precision and excellence.



### Locations

USA, Canada, UK, India



### Mail Us

[sales@dynatechconsultancy.com](mailto:sales@dynatechconsultancy.com)



### Phone

+1 844 787 3365



### Visit Our Website

[www.dynatechconsultancy.com](http://www.dynatechconsultancy.com)